



**Investor presentations:
South Africa**

October 2008



Important information



This presentation has been prepared by British American Tobacco p.l.c. ("British American Tobacco") for information purposes only and does not constitute, or form part of any offer or invitation to acquire, or any solicitation of any offer to acquire any securities of British American Tobacco.

The information on which this presentation is based has been obtained from sources which we believe to be reliable as at the date hereof, but we have not independently verified such information and do not guarantee that it is accurate or complete and all information and opinions are subject to update, correction, revision or amendment without notice. No representation or warranty, express or implied, is therefore made by or on behalf of British American Tobacco, its directors or employees or any other person as to, and no reliance for any purposes whatsoever should be placed on, the accuracy, completeness or fairness of the information or opinions contained in this presentation and no responsibility or liability is accepted for any such information or opinions.

This presentation includes certain forward-looking statements with respect to British American Tobacco's financial condition, results of operations and business and certain plans and objectives of the British American Tobacco's board of directors with respect thereto. By their nature, forward-looking statements involve risks and uncertainties because they relate to events and depend on circumstances that may or may not occur in the future. Forward-looking statements are not guarantees of future performance and British American Tobacco's actual results of operations, financial condition, liquidity, prospects, growth and strategies and the development of the industry in which the British American Tobacco operates may differ materially from those expressed or implied by the forward-looking statements included in this presentation. Events that may cause actual results to differ from such forward-looking statements include, but are not limited to fluctuations in the capital markets; fluctuations in interest and exchange rates; increased regulation or regulatory scrutiny; the occurrence of unforeseen disasters or catastrophes; political or economic instability in their principal markets; adverse outcomes in litigation; general local and global economic, political, business and market conditions. Except as required by its legal or regulatory obligations, British American Tobacco does not undertake any obligation to update or revise publicly any forward-looking statement, whether as a result of new information, future events or otherwise.

Recipients of this presentation who intend to acquire any interests in securities which British American Tobacco may issue in the future are reminded that any such acquisition should only be made on the basis of the offering document prepared in connection therewith, which may be different from the information and opinions contained in this presentation.

Agenda

- Jan du Plessis
 - Overview and review of the Group since the merger with Rothmans
- Paul Adams
 - Industry overview, the Group and strategy
- John Taylor
 - BAT South Africa, innovations and Russia
- Ben Stevens
 - The productivity strategy, financials and 2008 performance
- Questions and answers

World's most international tobacco group



- Over 300 brands
- Focus on Global Drive Brands + Vogue & Viceroy
- 180 markets
- Leadership in 50 markets
- Almost 54,000 employees
- £26 bn gross turnover
- £10 bn net turnover
- £3 bn profit from operations
- £17 bn tax contributions

- Market capitalisation – currently number 6 in the UK

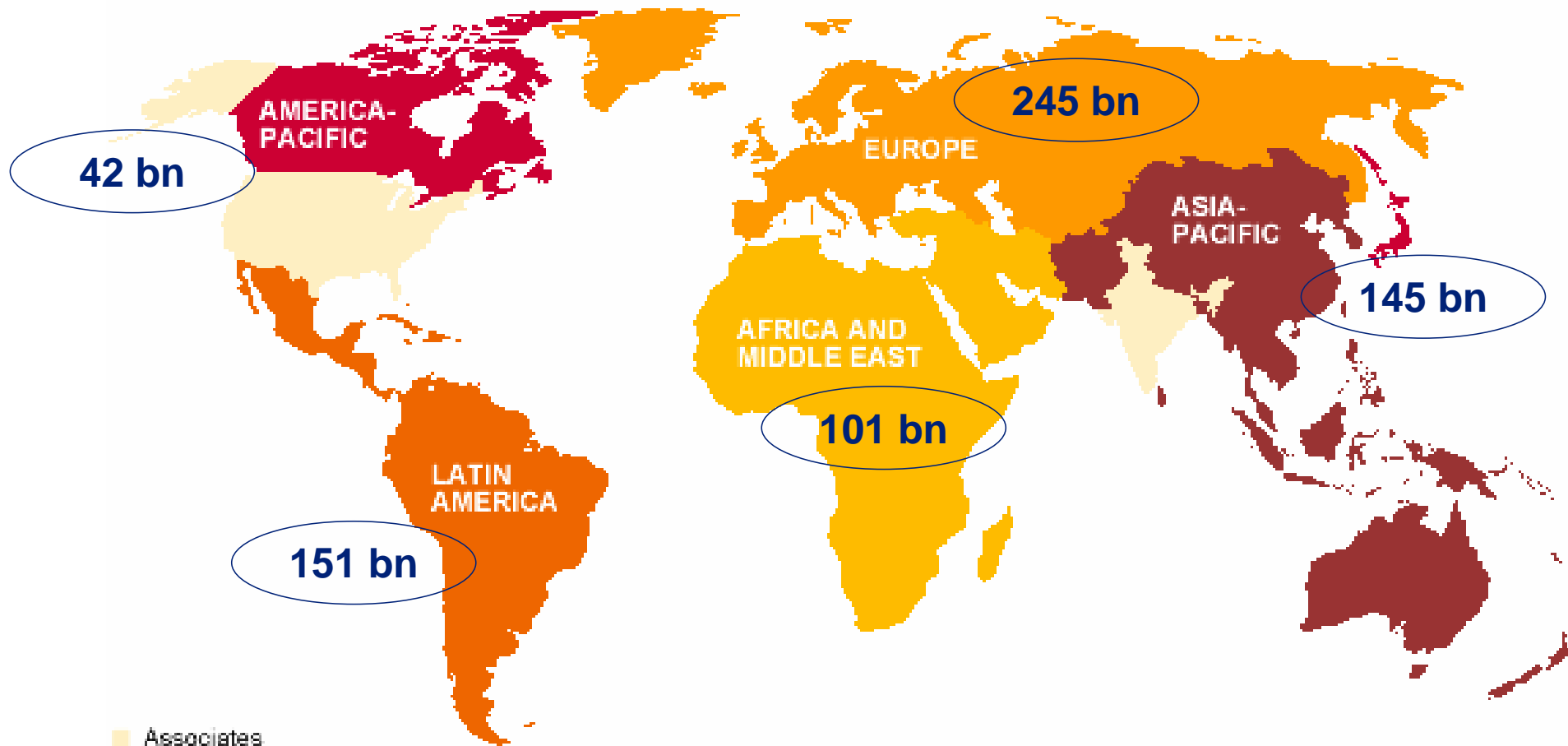


2007 statistics

- Sales volume: 684 billion cigarettes
- 47 factories in 40 countries
- 5 Regional Product Centres
- Over 460,000 tonnes of leaf bought
- 280,000 farmers providing leaf



Our world



- Organised into 5 regions – Europe to split in 2009
- Two key associates: Reynolds American (US) and ITC (India)

Associates

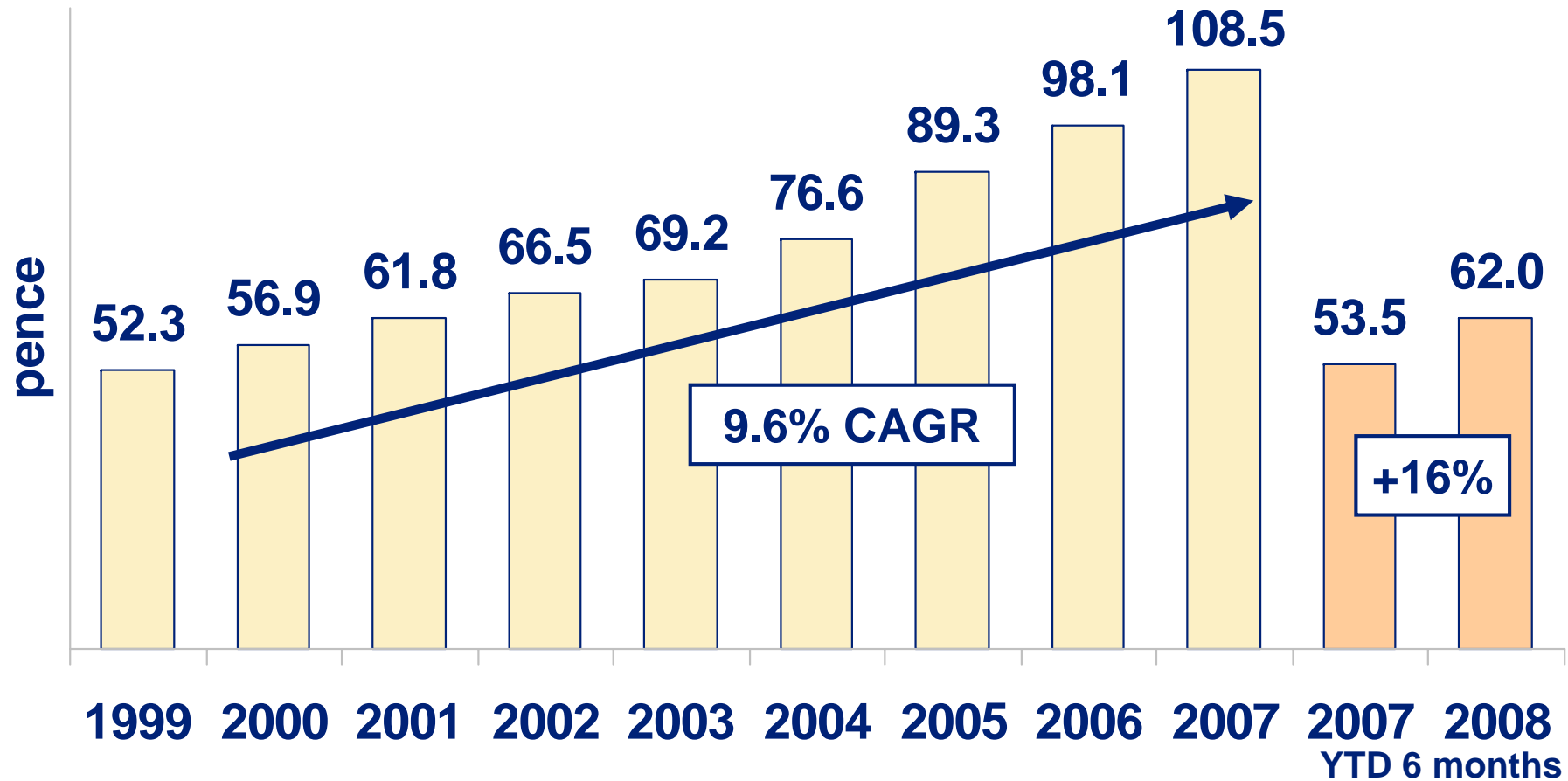
- Reynolds American Inc.
 - 42% shareholding
 - Number 2 cigarette manufacturer in US
 - Brands include, Camel, Kool and Pall Mall
 - Significant non-combustible business

- ITC Ltd.
 - 32% shareholding
 - Largest cigarette manufacturer in India
 - Includes paper and packaging and hotels businesses

Milestones since demerger in 1998

- 1998: British American Tobacco listed as a standalone tobacco company
- 1999: Rothmans merger completed
- 2002: Growth, Productivity and Responsibility strategy and 5 year cost savings programme announced
- 2003: Acquisition of ETI in Italy
- 2004: B&W and RJR form Reynolds American
- 2008: Turkey and Scandinavia deals completed

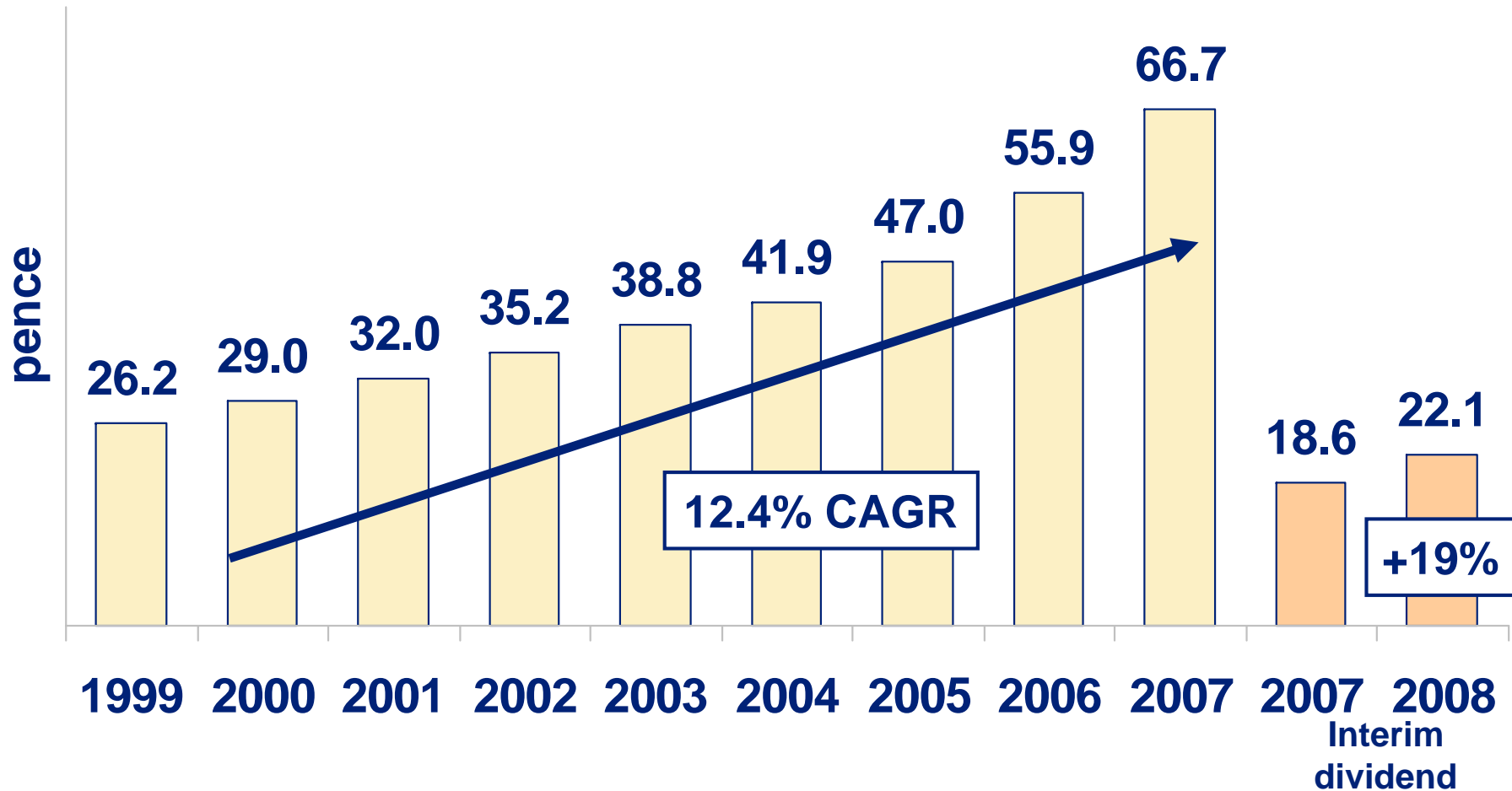
Earnings per share



The target of high single figure earnings growth has been delivered

Source: Company's financial results

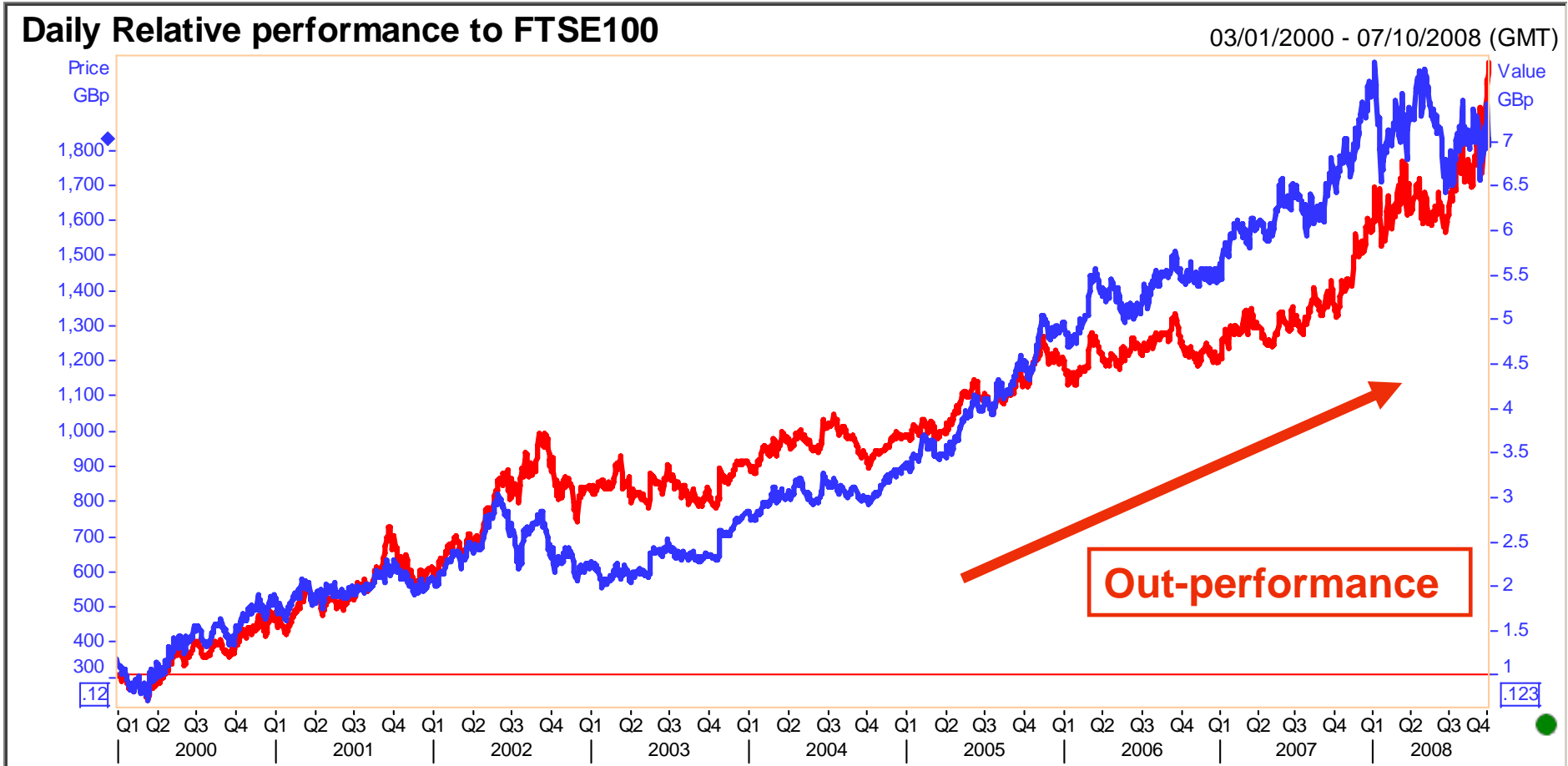
Dividends per share



Targeting a 65% payout ratio in 2008

Source: Company's financial results

BAT share price since Jan 2000



BAT share price — Relative performance to FTSE 100 —

Source: Reuters

Total shareholder return per annum

- Since Jan 2000 28.3%
- Since Jan 2003 27.7%
- Since Jan 2005 28.0%
- Since Jan 2007 24.1%



FMCG Comparator Group



- Altadis
- Altria (Phillip Morris)
- Anheuser-Busch
- Cadbury Schweppes
- Campbell Soup
- Carlsberg
- Coca Cola
- Colgate-Palmolive
- Danone
- Diageo
- Gallaher
- Heineken
- Heinz
- Hershey Foods
- Imperial Tobacco
- InBev
- Johnson & Johnson
- Kellogg
- Kimberly-Clark
- LVMH Möet Hennessy
- Nestlé
- Pepsico
- Procter & Gamble
- Reckitt Benckiser
- Reynolds American
- SAB Miller
- Sara Lee
- Scottish & Newcastle
- Unilever

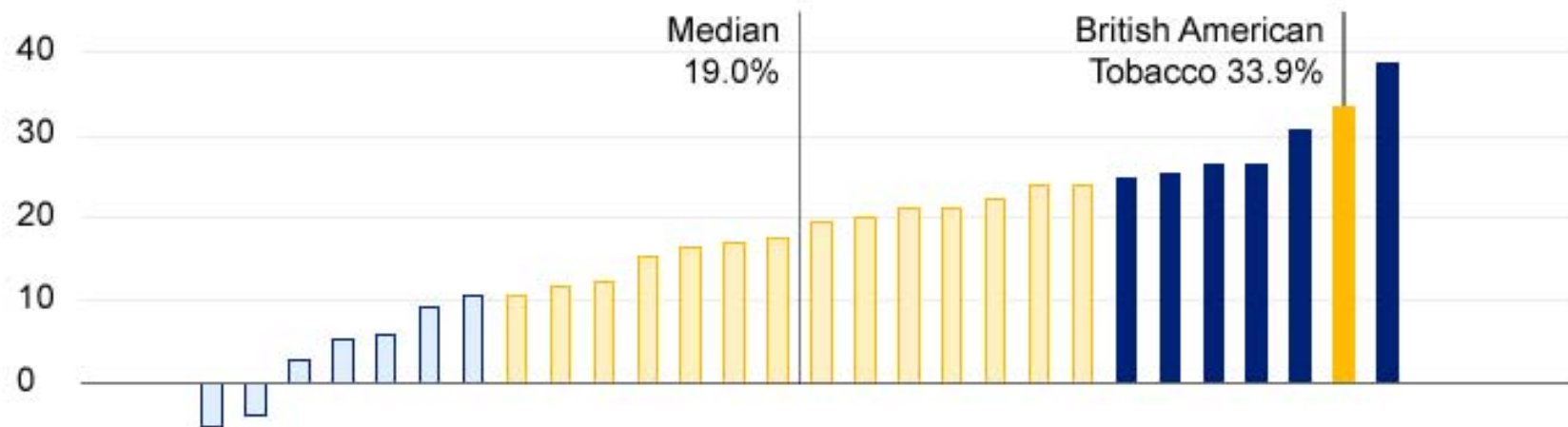


Total Shareholder Return v. FMCG group

Total shareholder return (annual %)
(1 January 2005 - 31 December 2007) FMCG group

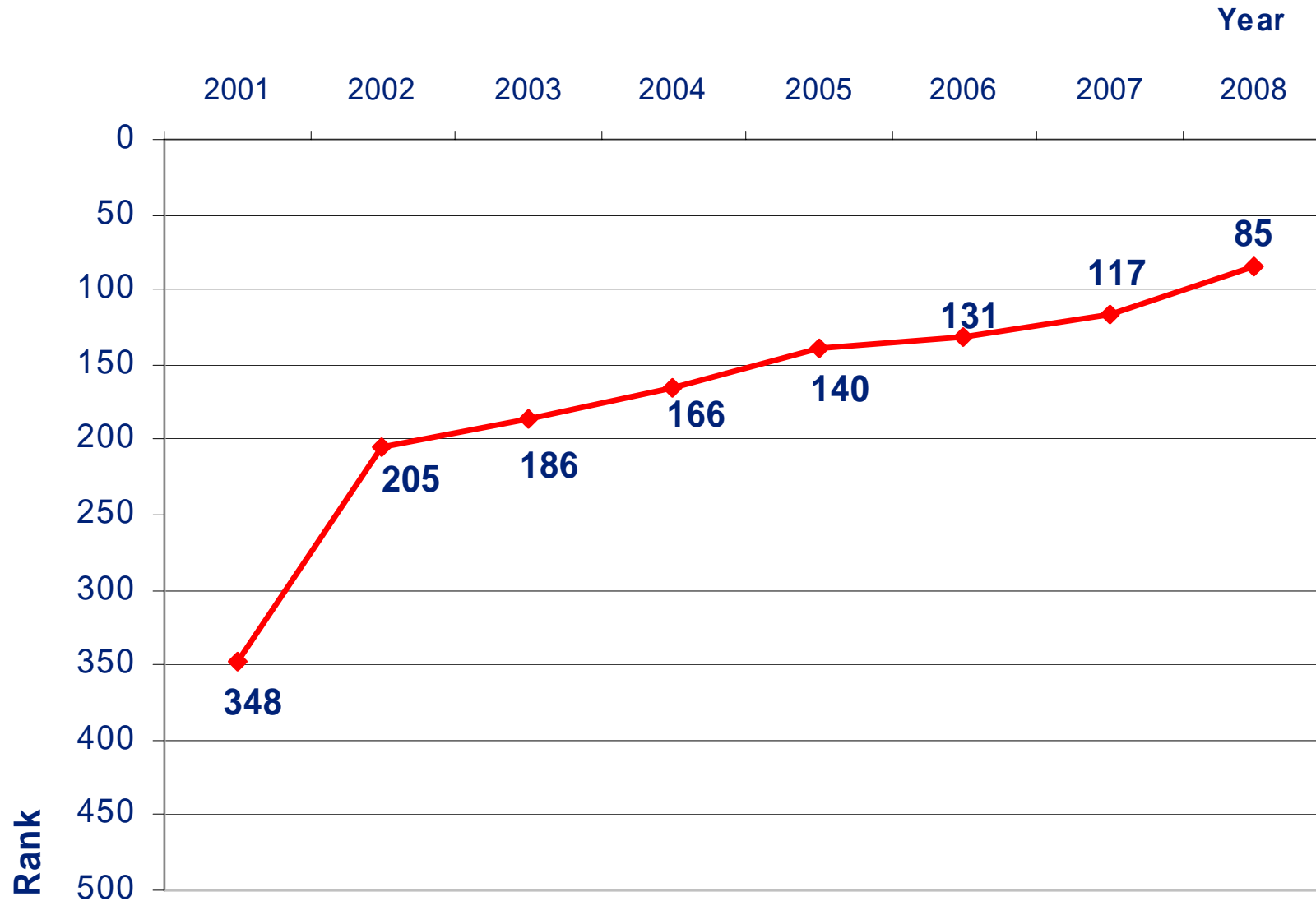
■ Upper quartile ■ Lower quartile

The FMCG comparison is based on three months' average values.





FT Global 500* – BAT progression



*By market capitalisation as at end of March each year

Source: Financial Times

Industry dynamics



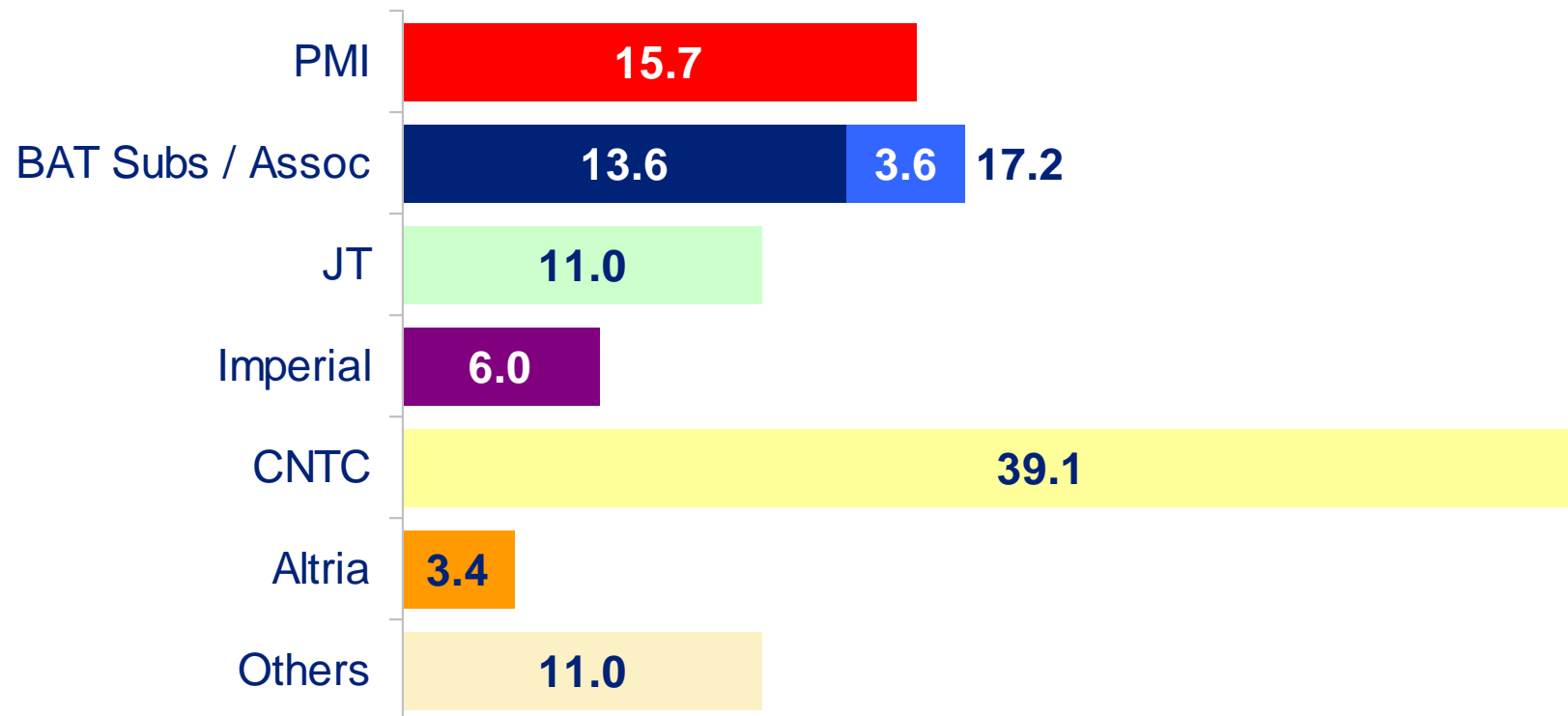
- Industry volume (excluding China) continues slow, steady decline
- Geographic mix is deteriorating
- Relatively few players
- There are still opportunities for growth in key segments
- Legitimate manufacturers squeezed by governments and illicit trade
- The level of regulation will increase

Even with these dynamics, the industry profit pool is forecast to grow

Major competitors



2007 World Market Share % (Proforma)



- On a proforma basis (i.e., adding in the full year impact of acquisitions), the Big 4 have a combined global market share of nearly 50%

Source: Company estimates and competitors' published data



BRITISH AMERICAN
TOBACCO

Strategy for shareholder value

VISION

ACHIEVE
LEADERSHIP OF
THE GLOBAL
TOBACCO INDUSTRY

STRATEGY

GROWTH

- ◆ Organic Growth
 - Key Segments & Brands
 - Innovation
 - Priority Markets
- ◆ Mergers & Acquisitions

PRODUCTIVITY

- ◆ Smart Cost Management
 - Supply Chain
 - Overheads & Indirects
- ◆ Marketing Efficiency
- ◆ Capital Effectiveness

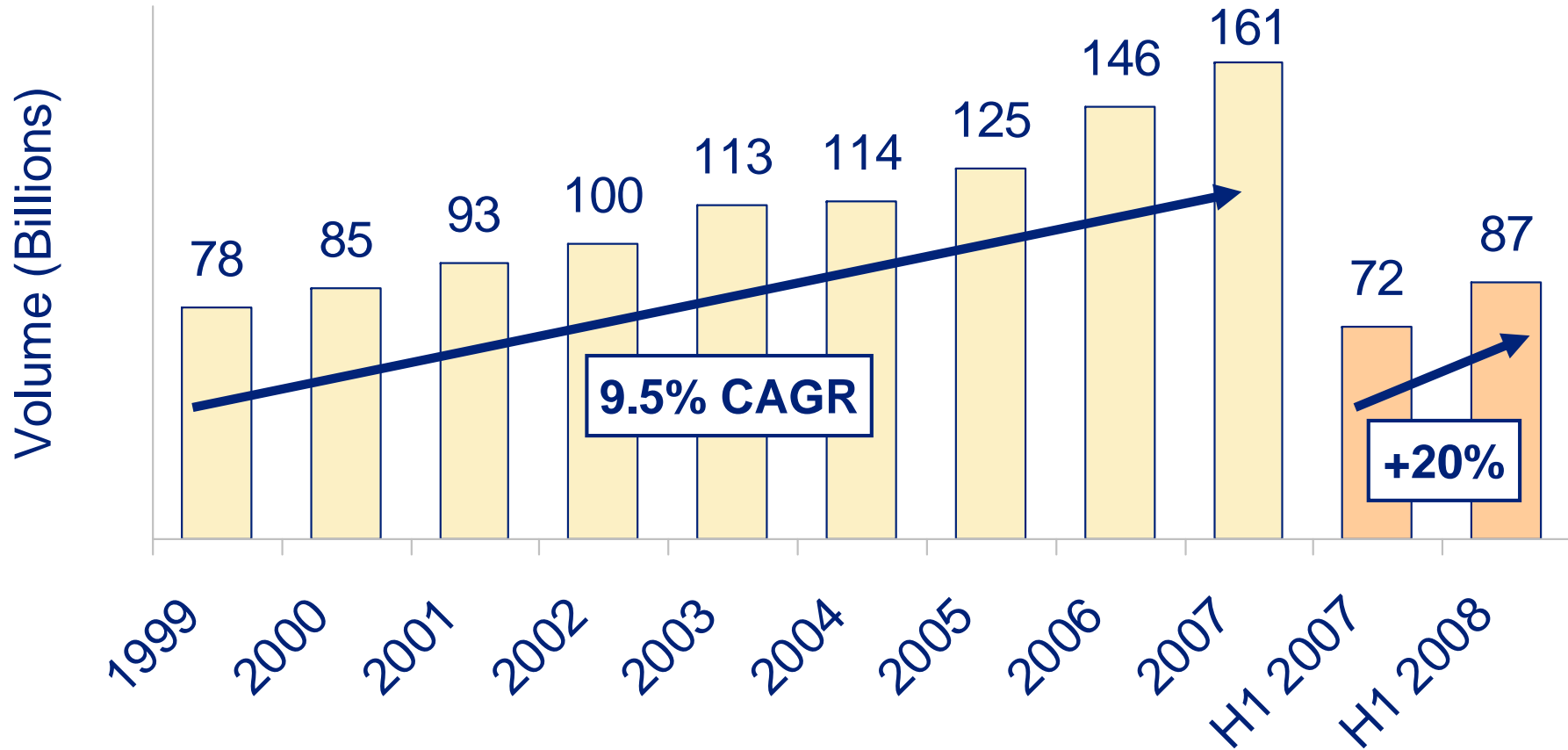
RESPONSIBILITY

- ◆ Business Principles
- ◆ Standards of Business Conduct
- ◆ Sensible Regulation
- ◆ Harm Reduction

WINNING ORGANISATION

- ◆ Great Place to Work
 - Leadership
 - Culture
- ◆ Outstanding People
 - Talent
 - Learning

Global Drive Brands

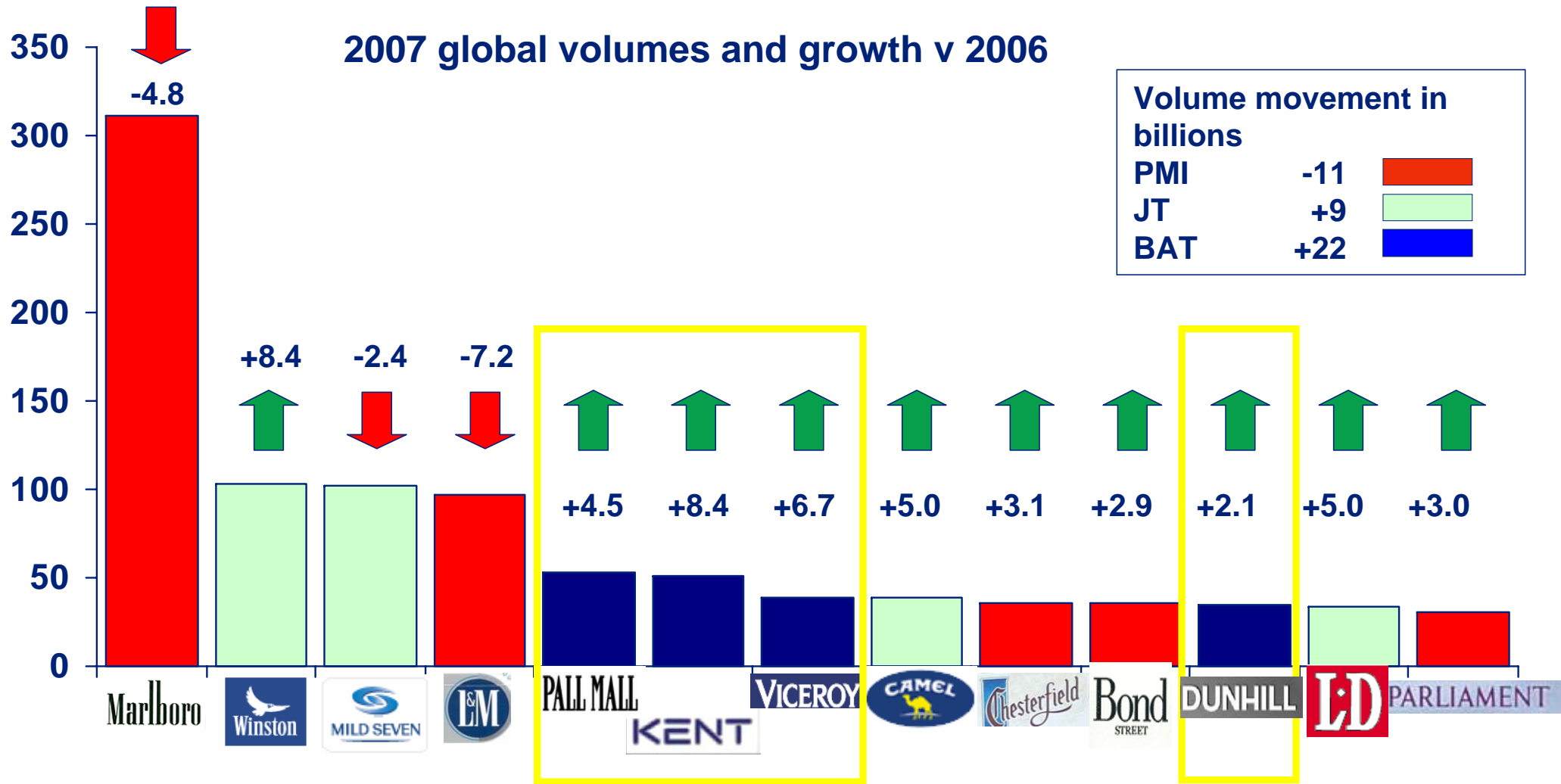


- Global drive brands sales volumes have grown consistently

Source: Company's financial results

Brand momentum

The top-13 international brands



International volumes, excluding the USA

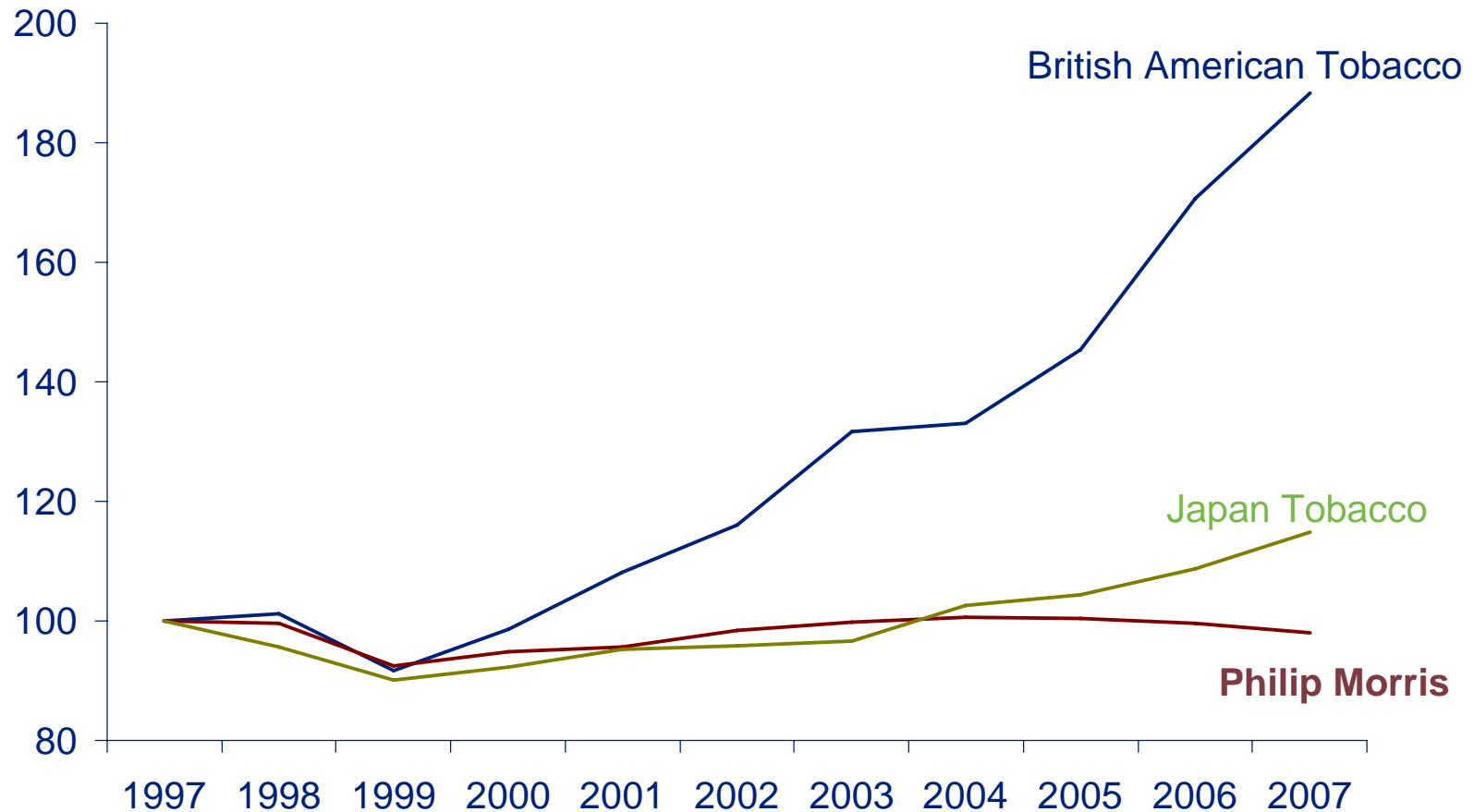
Source: Company estimates and data published by competitors



Global Drive Brands: volume growth index



BRITISH AMERICAN
TOBACCO



Advertising Principles → International Marketing Standards
Base 100: 1997

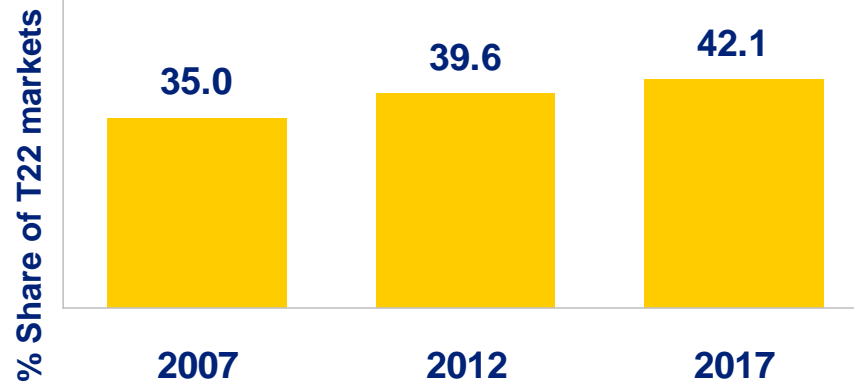
Source: Company estimates and competitors' published data

Key consumer segments (top 22 markets)



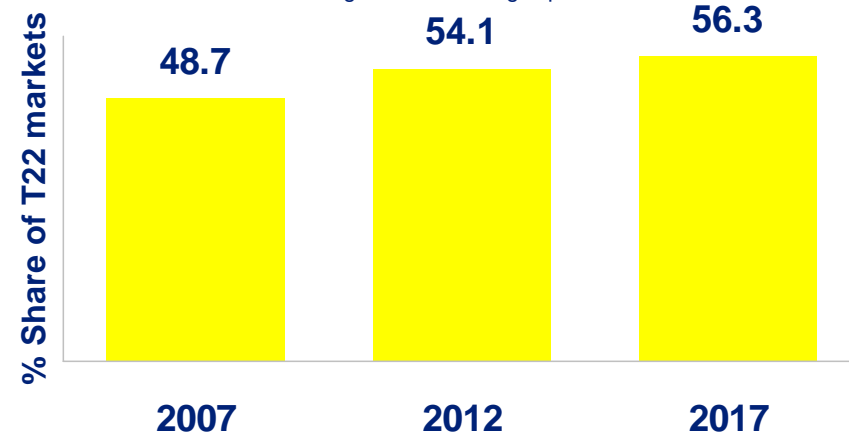
BRITISH AMERICAN
TOBACCO

Designated Global Drive and/ or "Flagship" Brands



International Brands*

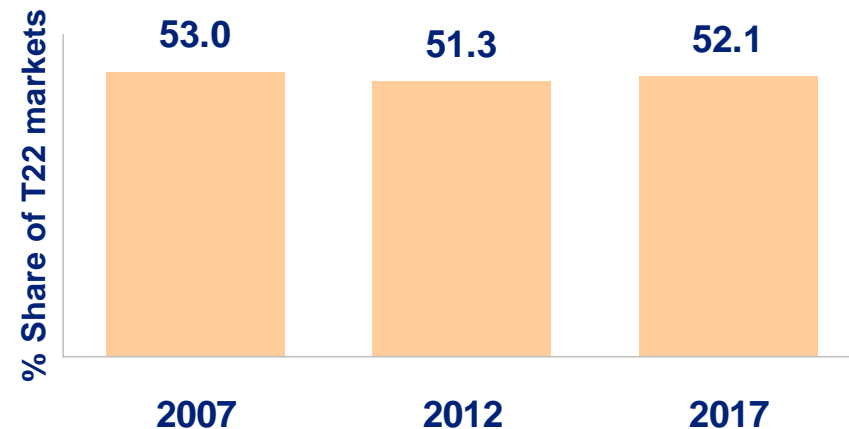
* Includes Designated GDB/Flagship Brands



Premium



Lights



- GDB and/or "Flagship" brands, International brands and the Premium segment are all forecast to grow.
- The Lights segment is expected to fall as a proportion of the total market.

Source: Company's internal estimates and forecasts



Priority markets

- Eastern Europe
- Far East
- North Africa
- Middle East



Growth summary



- We have delivered growth
 - Improvements in key Industry segments
 - Spectacular GDB volume growth
 - Value added deals

- Going forward -- we are well positioned for further growth
 - Real momentum in the business



Regulation



Engage with stakeholders to:

- compete in the legal market;
- differentiate and innovate with our product category (including harm reduced products);
- maintain channels of communication;
- ensure there are opportunities for consumers to smoke;
- enjoy free trade; and
- combat illicit trade.

Winning organisation strategy




Ensure we have the right people and the right working environment to deliver our Vision.

Great Place
to Work

Outstanding
People

From

A loose federation



To

An integrated
global enterprise

High single figure EPS growth model*

Volume growth of 1 to 1½%

Drive brands to grow at high single figures

Net turnover growth of 3 to 3½%


Implies volume growth and pricing

Profit from ops growth of 6%

Implies significant cost savings

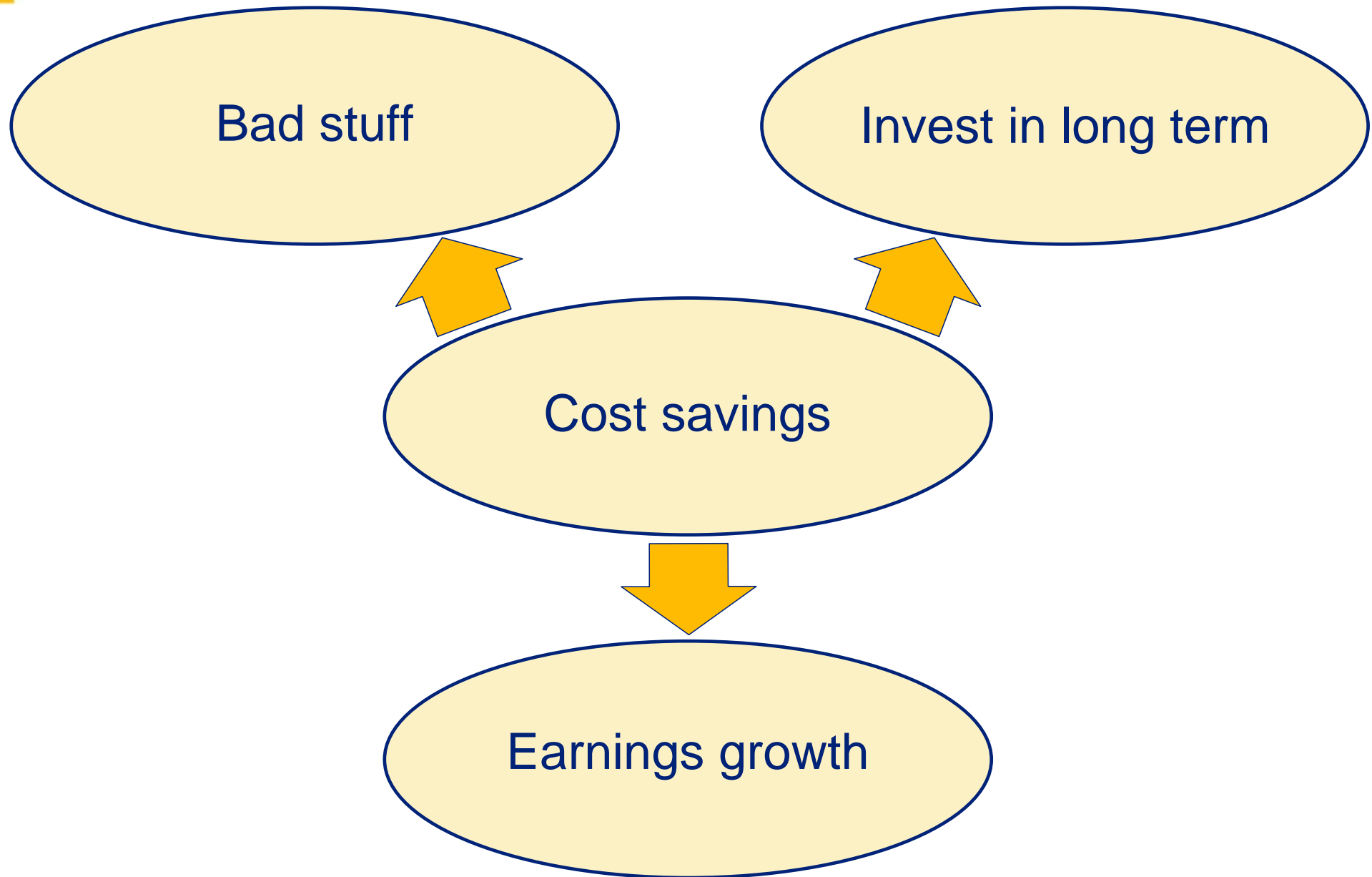
EPS growth of around 8%

Implies balance sheet & below the line efficiencies



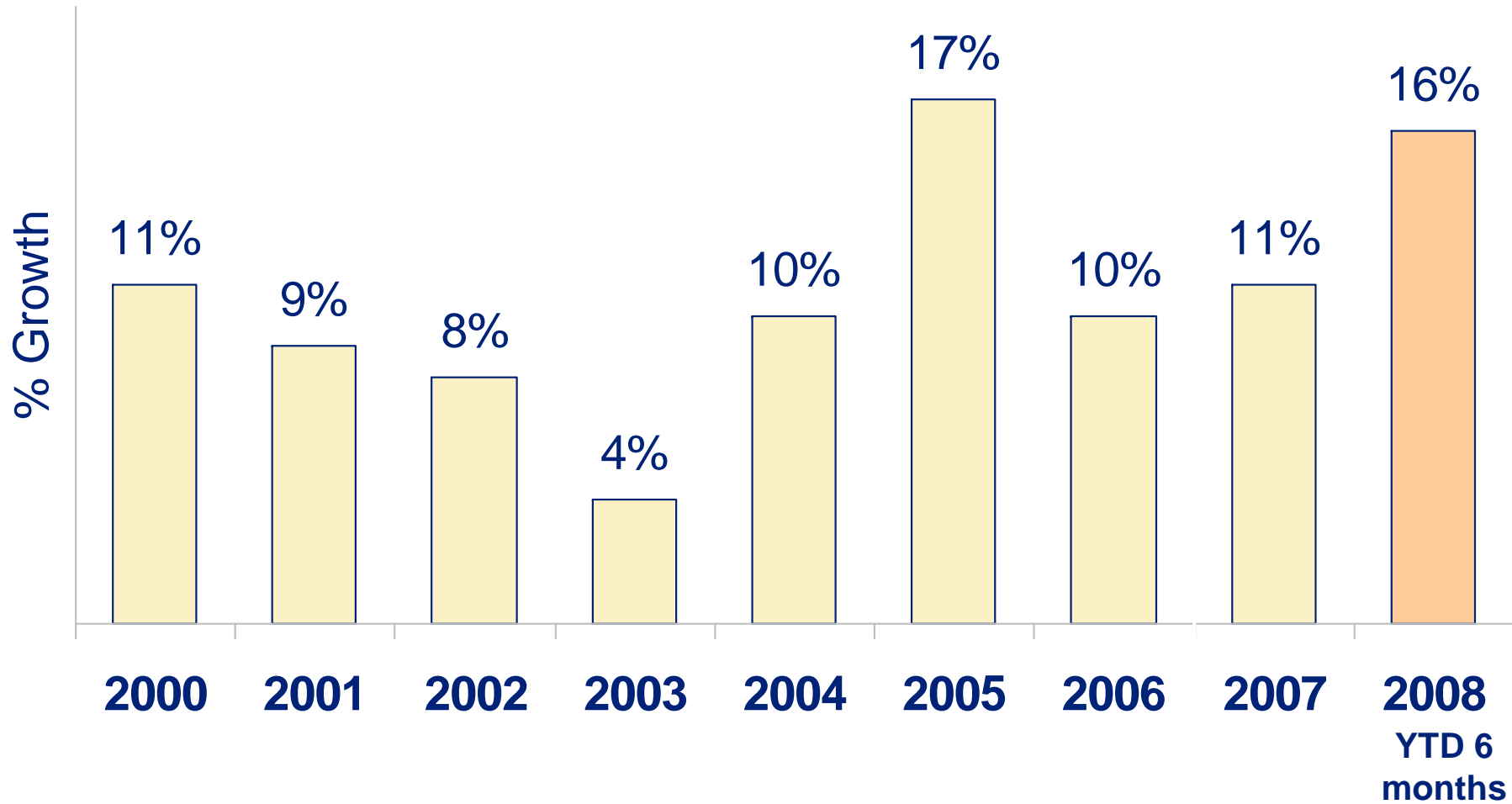
* Based on internal estimates over the medium to long term

The business model





Earnings per share growth



Source: Company's financial results



BRITISH AMERICAN
TOBACCO

In previous economic downturns...

- Tobacco is not recession proof...
- ... but recession resistant
- Our geographic diversity mitigates risk
- Consumers are loyal to their brands
- Switching where they buy not what they buy
- High unemployment may lead to changing behaviour
- Balanced portfolio covering consumer price points

Common vision of success



An enterprise which has:

- A leading portfolio of sustainable brands -- having a strong brand in each segment which the consumer perceives to be of greater value than competition
- A highly effective, flexible and efficient operation that leverages the synergies of being part of a global group
- An agile, learning, innovative organisation that has outstanding leaders and that re-invents and improves itself
- Recognition that it acts responsibly and has a sustainable business
- Delivered on shareholders' expectations of high single-digit earnings growth over the medium to long term

***Achieved leadership of the global tobacco industry
and created long term shareholder value***



Agenda

1

SA Market Context

2

BATSA – Progress to date

3

Learning from other markets

South Africa at a glance

Population

- Total: 49 mn
- 18-65: 27 mn
- Growth Rate: 0.6%

Economy

- Macro Economic Stability
- Servicing Economy
- Shielded by Resources
- Slowed GDP Growth
- Inflation Peaking

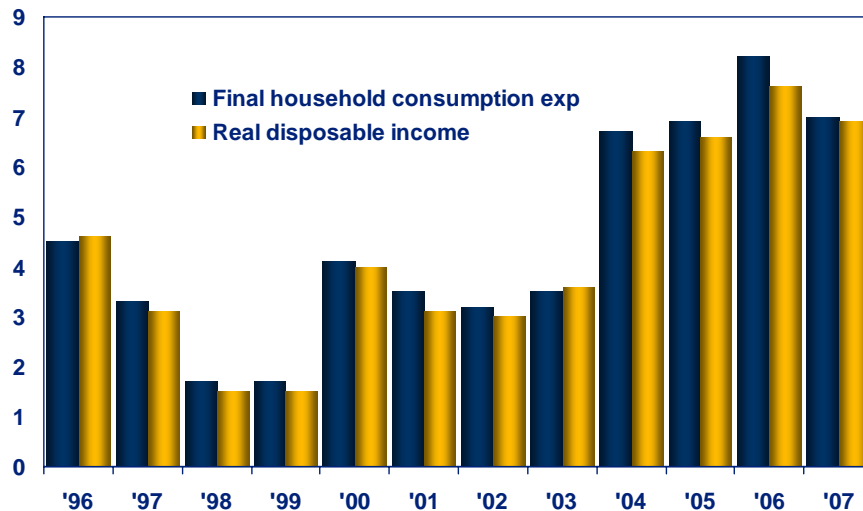
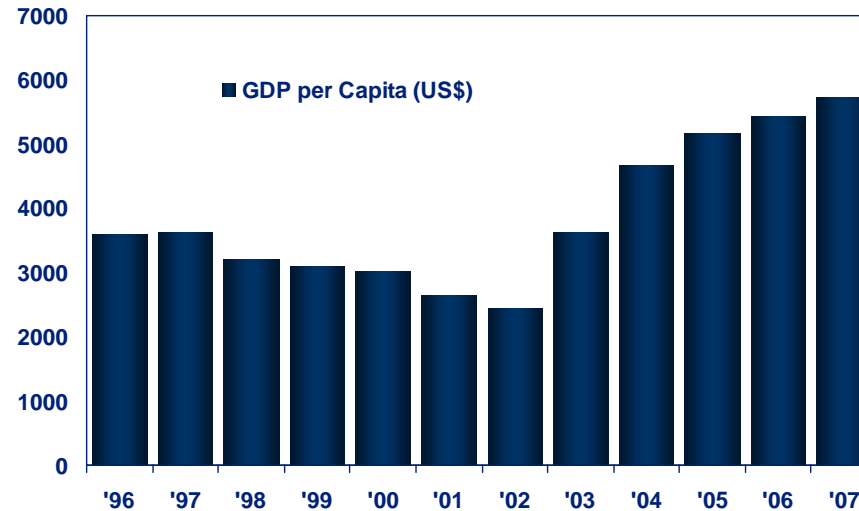
Industry

- Adult Smokers 18-65 years
 - All Products: 27.7% (7.5 mn)
 - Cigarettes: 23.6% (6.4 mn)
- 4 International Players (c. 98% of vol)
- Retail Universe: c. 140,000 outlets
- Excise Rate: 52%
- R 9 bn+ in taxes to government
- Industry creates c. 53,000 jobs

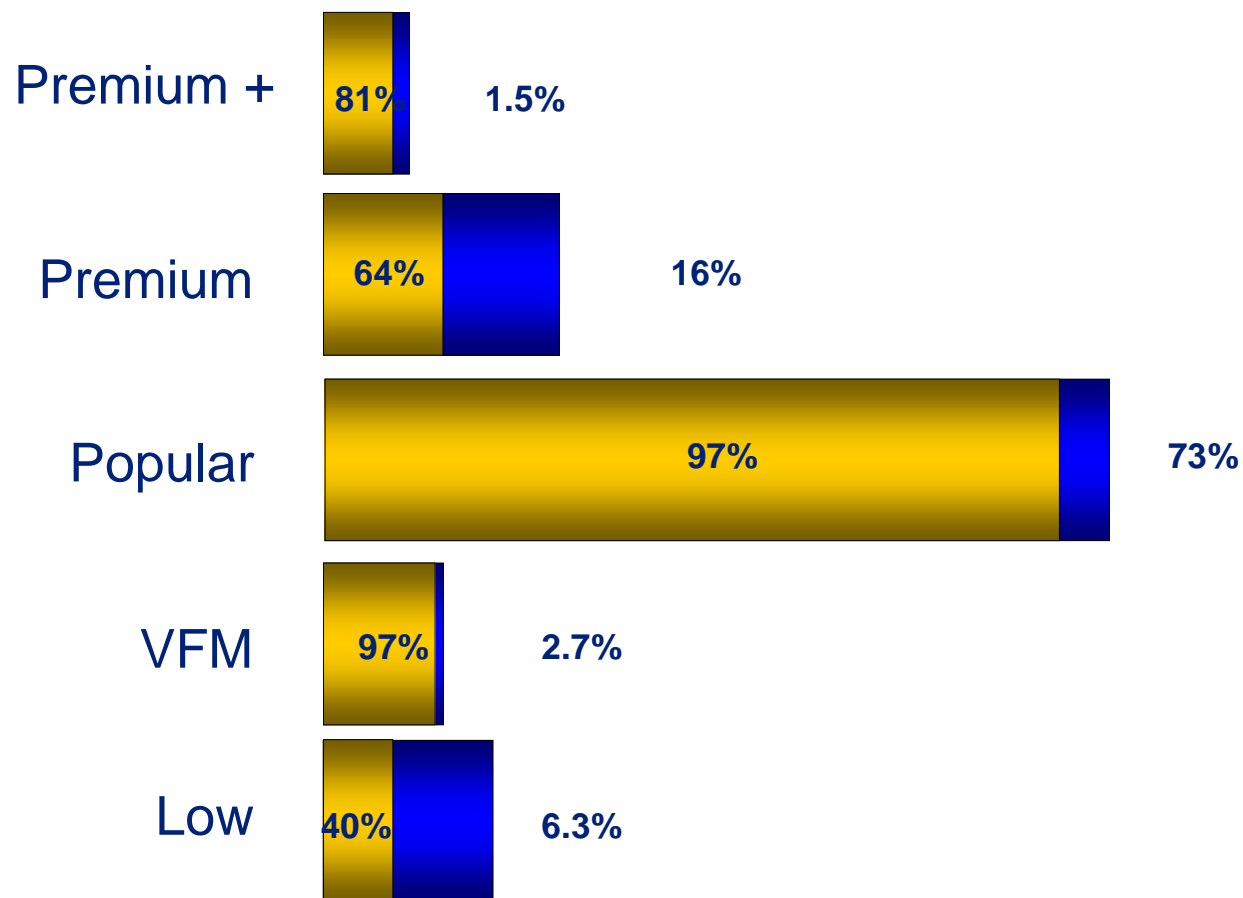


Emerging consumer class...

- Growing per capita income
- Disposable income and expenditure growth
- Growing middle class
- Increased demand for branded consumer products



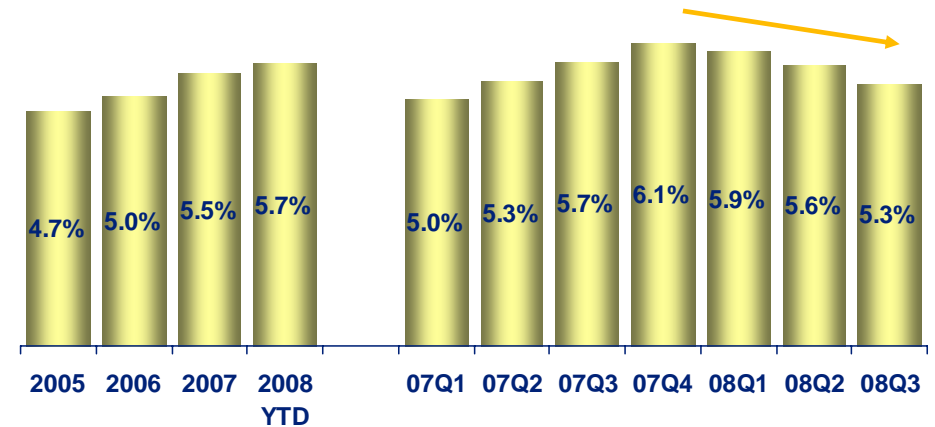
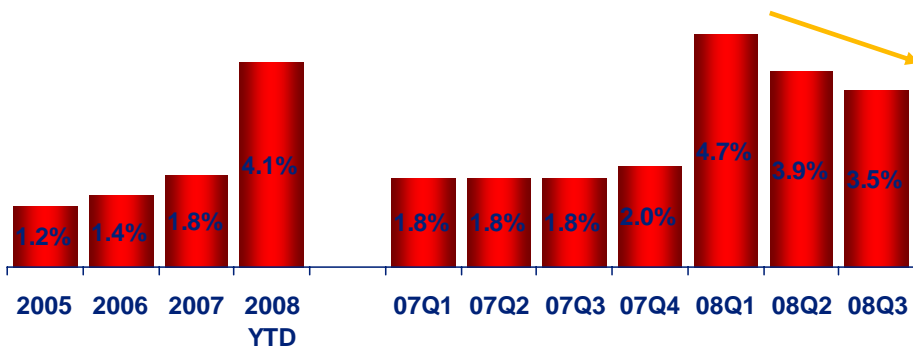
Local portfolio positioning



Competitors struggling in changing market dynamics



PHILIP MORRIS INTERNATIONAL





Agenda

1

SA Environment

2

BATSA – Progress to date

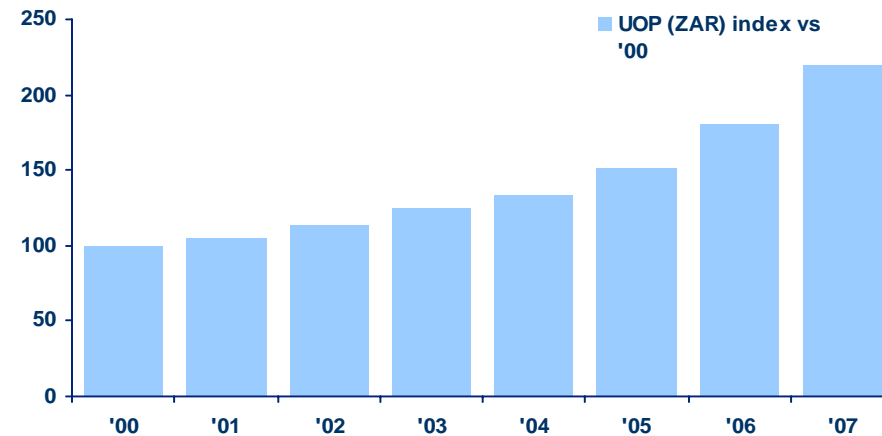
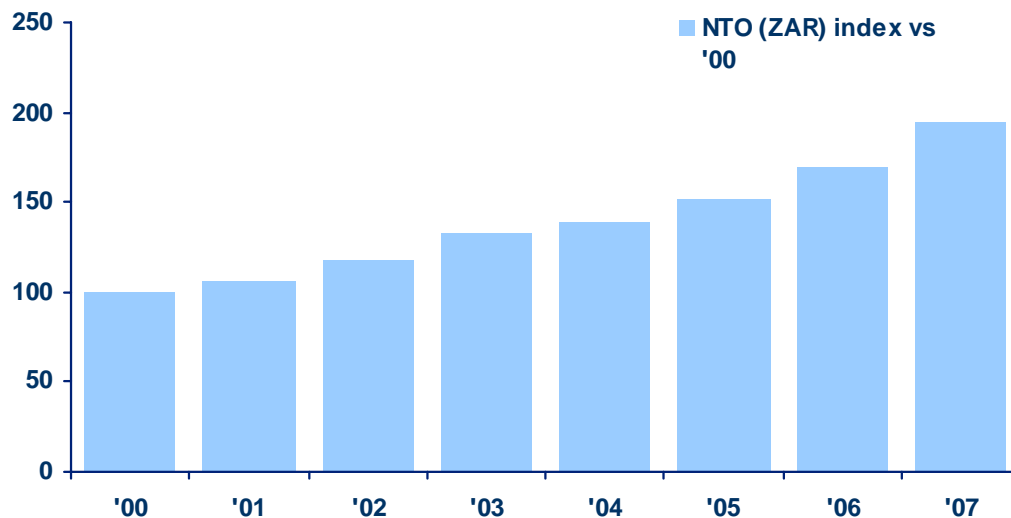
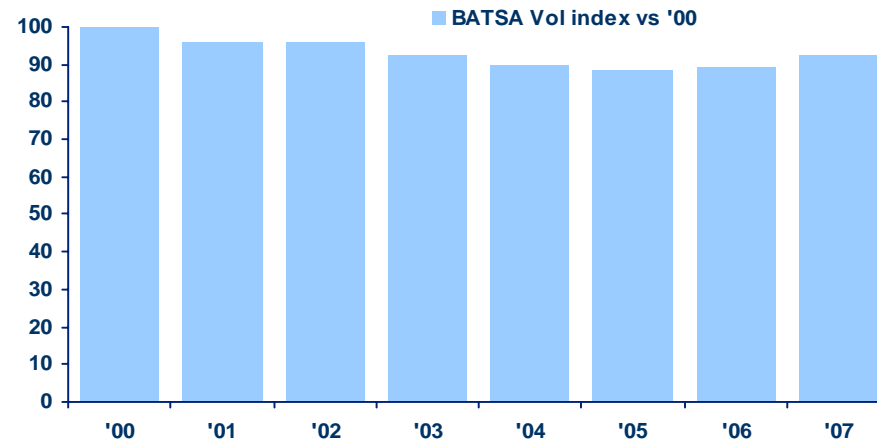
3

Learning from other markets



**BRITISH AMERICAN
TOBACCO**

BATSA – A history of delivery...



Source: Estimated Sales; Nielsen

Embracing innovation

Our challenge is to deliver sustainable NTO growth...

Innovation allows us a platform to do so.

Innovation:

- Creates excitement
- Provides a competitive advantage
- Delivers value to the consumer
- Justifies higher pricing



**BRITISH AMERICAN
TOBACCO**

BATSA ... driving innovation harder

We challenge even our own success models

Indirect Sales Model



- No commercial relationship with retail
- Reduced flexibility and agility

Direct Sales Model



- Speed to Market
- Targeted distribution
- Owning the commercial relationship with retail

Inspiring consumers

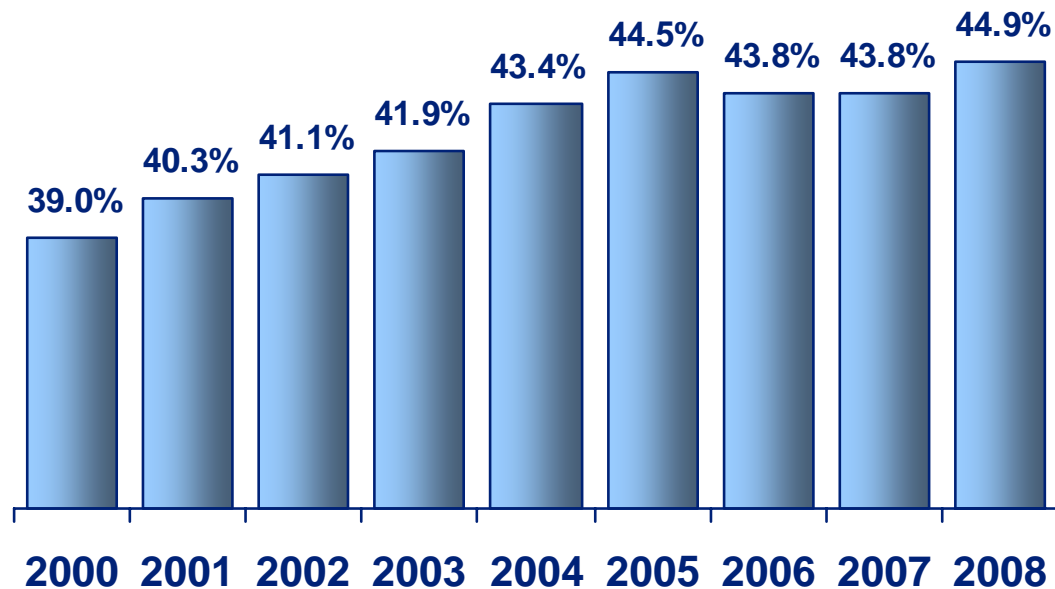
- Focus on **International** and **Premium** brands, **Lights** and **ASU30** (adult smokers under the age of 30)

- **Global Drive Brands**
 - Dunhill
 - Kent

- **International Brands**
 - Peter Stuyvesant
 - Rothmans

Peter Stuyvesant undoubtedly no 1

- Changing with the times
- Growing in the lights segment





Agenda



- | | |
|---|-----------------------------|
| 1 | SA Environment |
| 2 | BATSA – Progress to date |
| 3 | Learning from other markets |

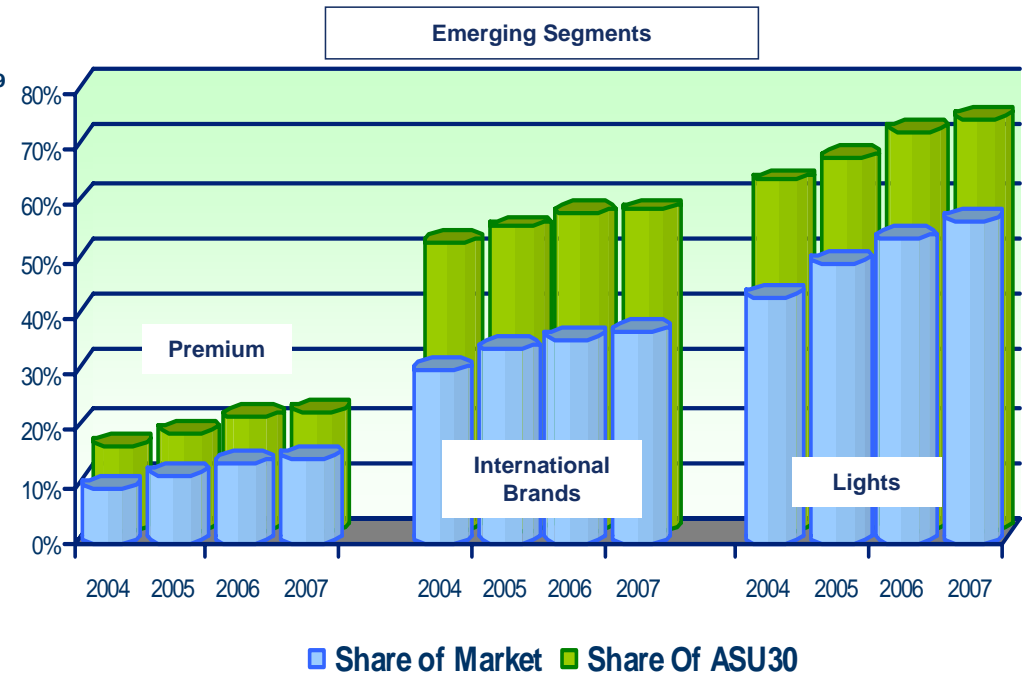
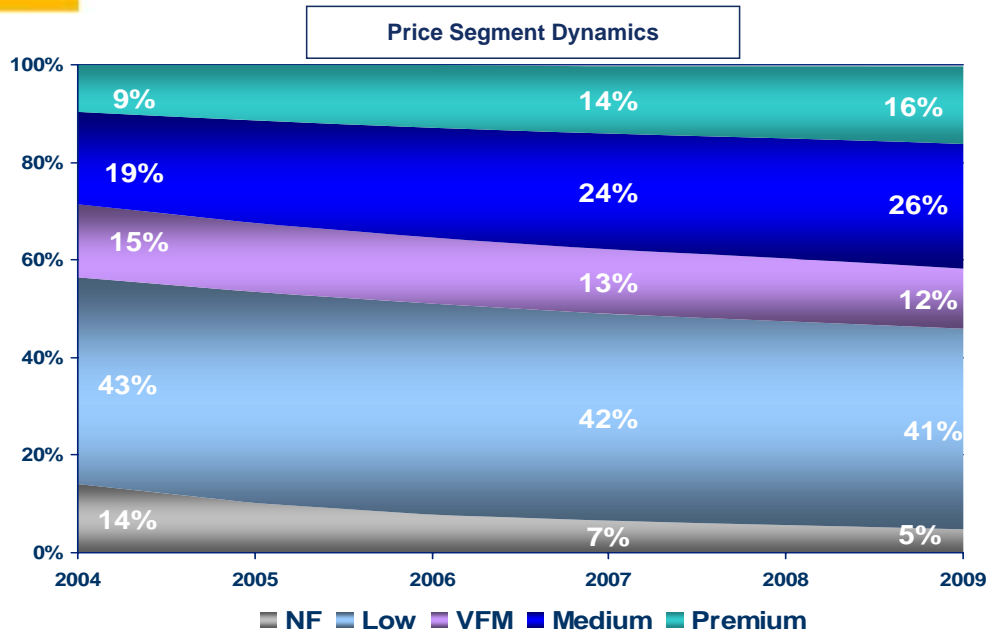


A Strategy for Value Creation...

2 key value creation opportunities

- Consumer saliency to **Premium, Lights & International**
- The ability to drive **Innovation** hard.....both to build **market share** and as a **value-generator**

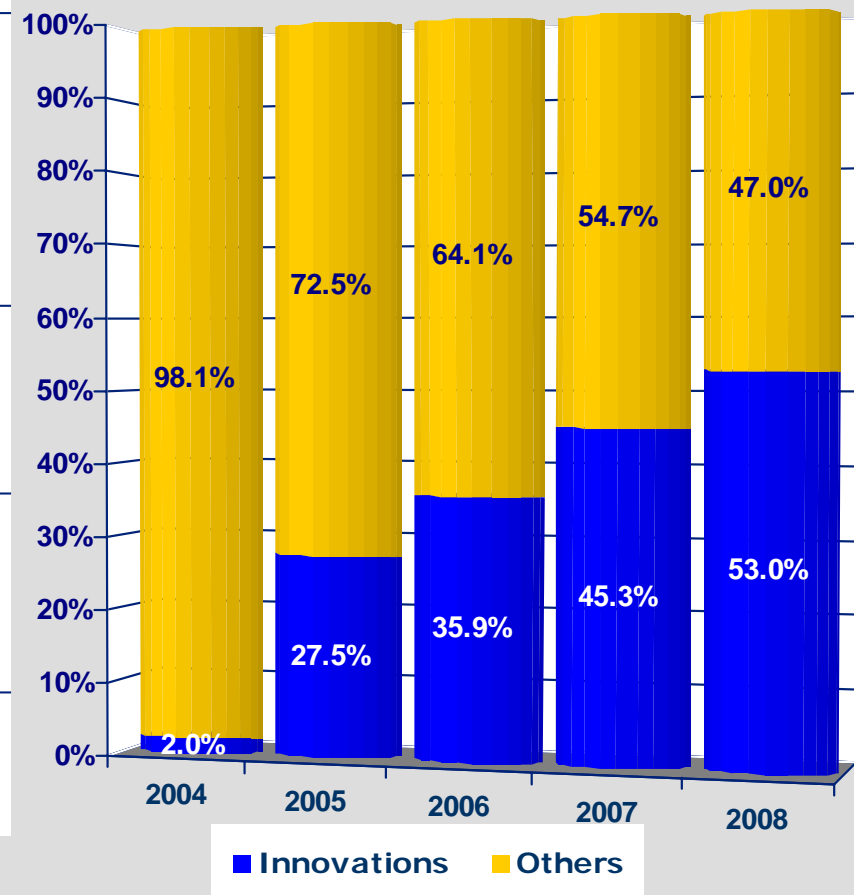
Attractive segment dynamics



New product development / Innovation as a value driver

2008	Vogue Collections: Ephemere (Feb) Yava Export (Jan)
2007	Dunhill Top Leaf (Jan) Vogue Collections: B&W (Feb) Kent Nanotek (Apr) Pall Mall SS Aromatic & TT (Jun & Oct) Dunhill Tribute (July) Dunhill FC (Nov)
2006	Vogue Arome 2&3 (Mar & Jul) Viceroy Filters (Mar) Pall Mall SS Menthol (Apr)
2005	Vogue Arome 1 (Feb) Kent Mintek (Apr) Pall Mall SS Lights, Ultra (Aug) Viceroy Special (Jun)
2004	Kent 3-tek launch Dunhill KS launch (Oct)

Derived Value Share

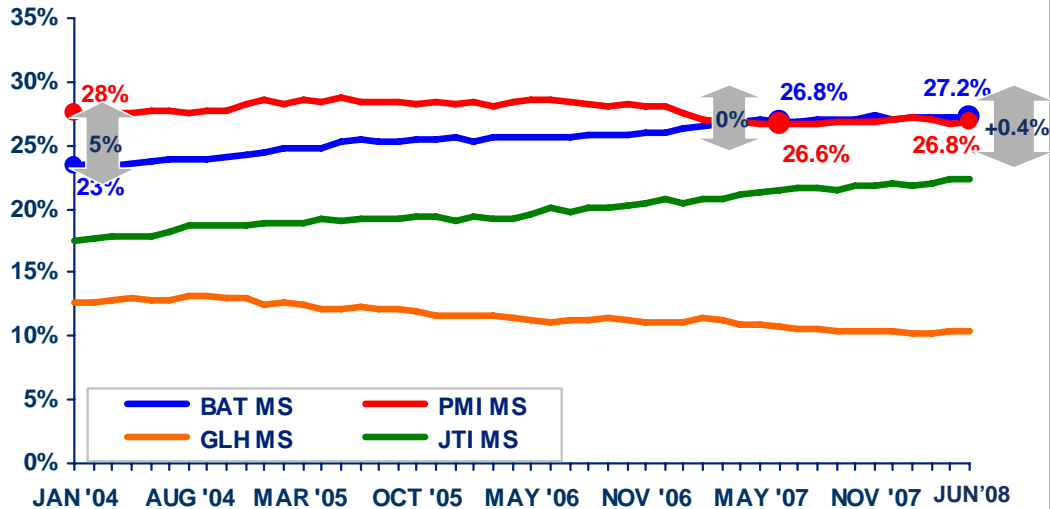


Creating accelerated value and enhancing sustainability...

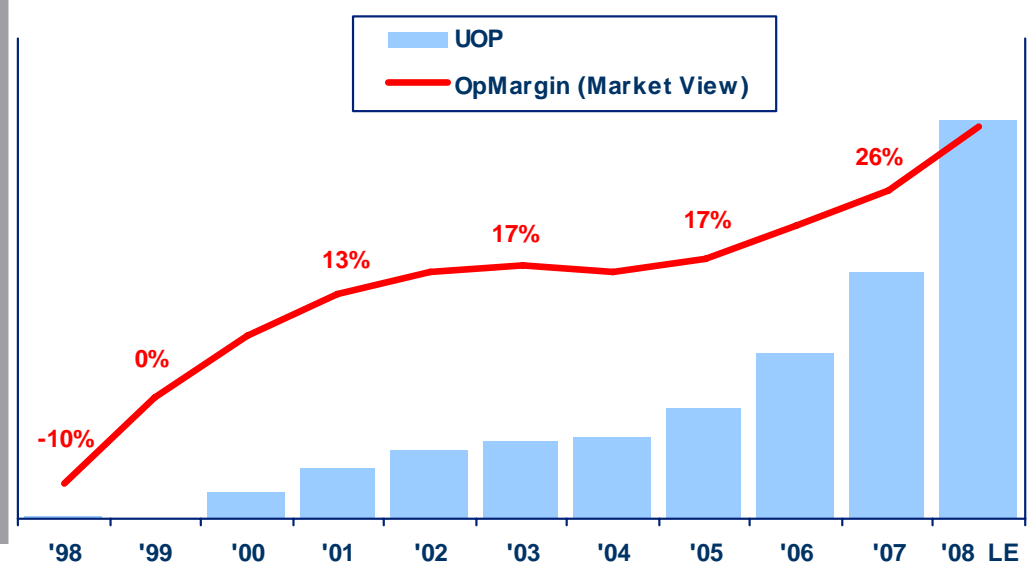
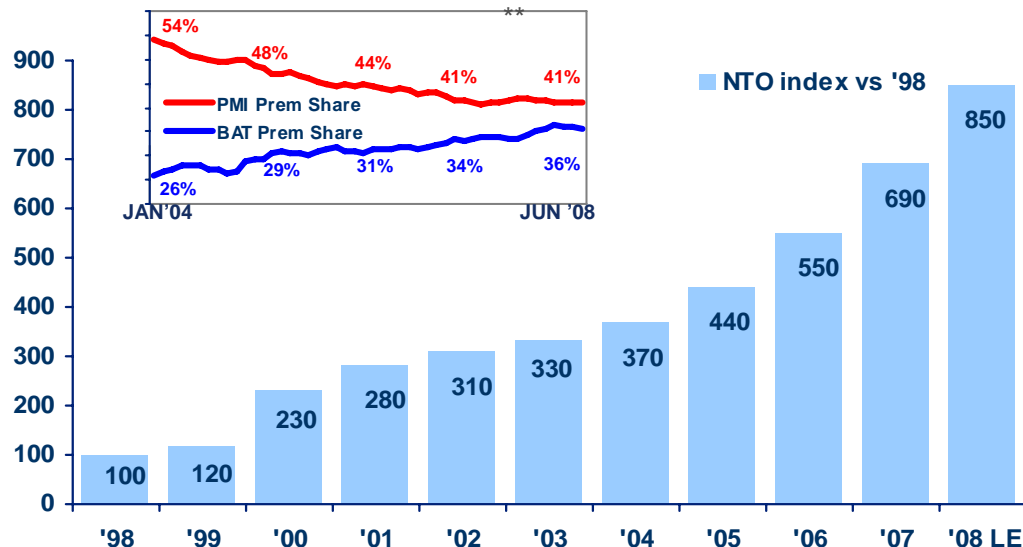
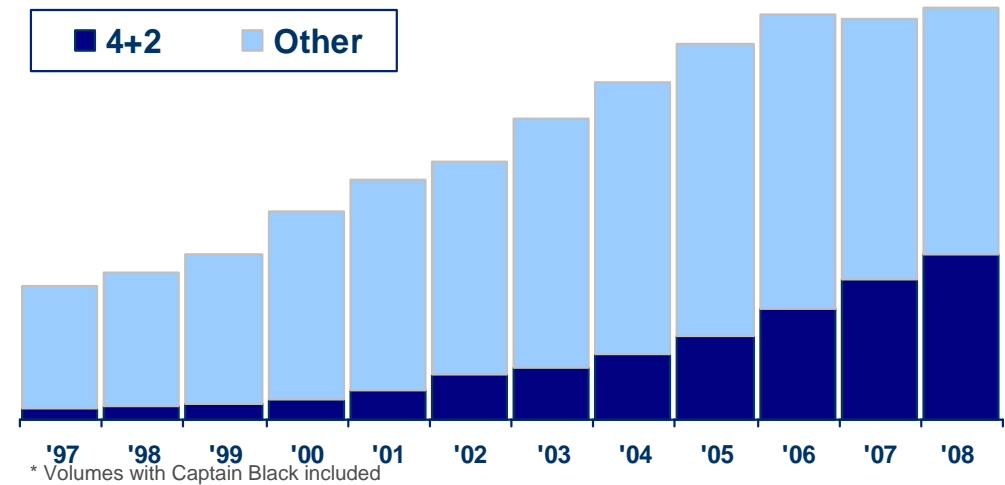


BRITISH AMERICAN TOBACCO

T30 SOM



BAT VOLUME



** Nielsen data National Russia (Jan 2004 – Jun' 2008)

QPR 2 2008

Please note : All figures are for consolidated (commercial and ops) excluding Belarus and internal Export business to ensure like for like comparison at budget rate (2007-@49.5245, 2008- @51)



Summary



Our business in South Africa is GREAT!!

Growing consumer class with \$\$ looking for more

The innovations journey is the road to take

We are on the way.....taking learnings from where we have a proven track record.

Productivity initiatives 2003 – 2007



Cumulative savings, £m	2003	2004	2005	2006	2007
Overheads & indirects	64	153	256	355	455
Supply chain	27	120	226	374	551
Total	91	273	482	729	1,006

Factory Footprint	2003	2004	2005	2006	2007
Cigarette factories	72	67	64	52	47
Countries	61	58	55	45	40



Annualised savings of £1bn by 2007

Productivity savings goal: 2008 – 2012

- Productivity savings a significant driver of profit growth
- Some drop through to the bottom line
- Balance reinvested in the business
- Target of a further £800m by 2012
 - Savings from supply chain, overheads & indirects
 - Supply chain efficiencies
 - Back office integration
 - Management structures

Earnings to Cash



	2004	2005	2006	2007	Total '04 - '07
Attributable Profit (£ bn)	2.8	1.8	1.9	2.1	8.6
Adjusted Earnings (£ bn)	1.7	1.9	2.0	2.2	7.8
Free Cash Flow (£ bn)	1.3	1.6	1.5	1.7	6.1
FCF to Adj. Earnings	81%	84%	76%	77%	78%

- In the last 4 years, the cumulative ratio of free cash flow to net profit before investing activities was 78%

Source: Company's financial results

Use of funds



£ bn	2003	2004	2005	2006	2007	Total '02 - '07
Free Cash Flow	1.6	1.3	1.6	1.5	1.7	7.7
Dividends Paid	(0.8)	(0.8)	(0.9)	(1.0)	(1.2)	(4.7)
Share buy-back	(0.7)	(0.5)	(0.5)	(0.5)	(0.8)	(3.0)
Sub Total	0.1	(0.1)	0.2	0.0	(0.3)	0.0
Other net flows	(1.9)	0.2	(0.1)	0.0	0.2	(1.6)
Net cash flows	(1.8)	0.1	0.1	0.0	(0.1)	(1.7)

- In the last five years, £7.7bn has been returned to shareholders through dividends and share buy backs – and we are now returning all the free cash flow.



BRITISH AMERICAN
TOBACCO

Financial policies

- Board commitment to investment grade ratings
- Liquidity: to maintain minimum of £1bn in cash and committed facilities
- Maturity profile has an average maturity of 5 years
- Gross interest cover targeted between 5 and 9 times
- Dividend policy is to distribute 65% of long term sustainable earnings from 2008
- Share repurchase programme target was £750m in 2007 but currently scaled back to £400m

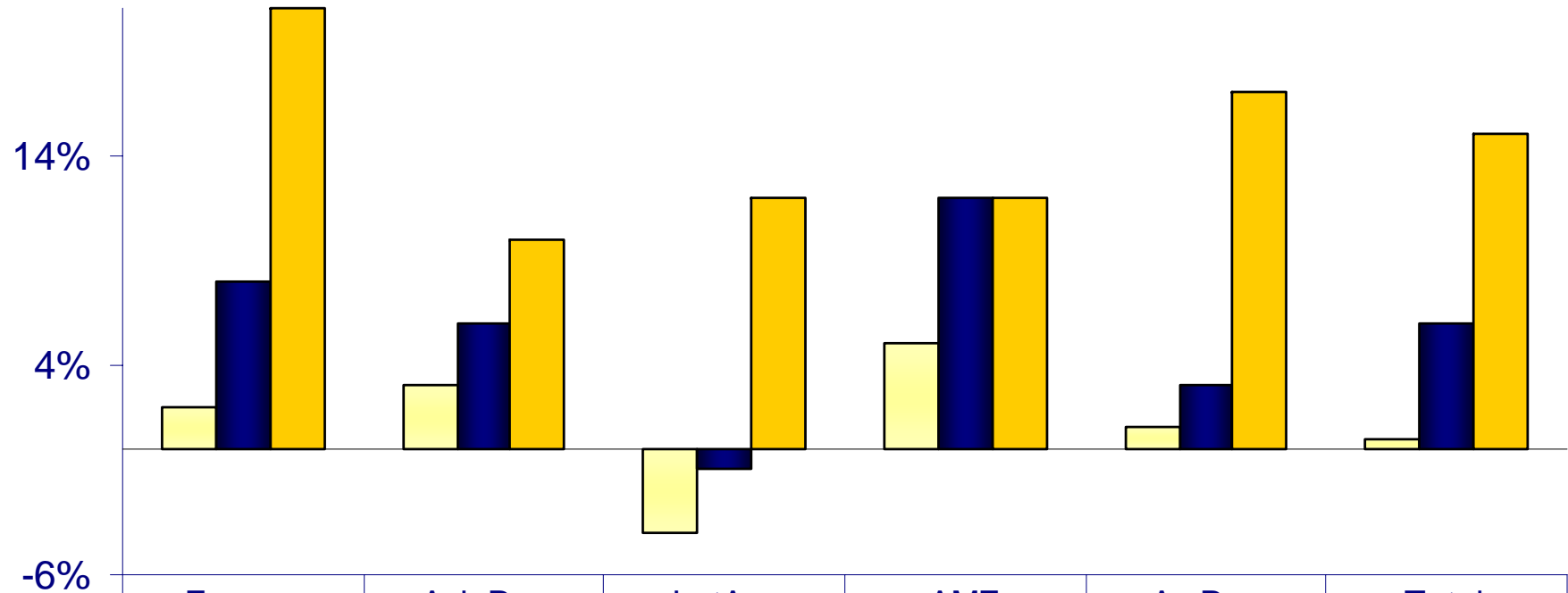


Financing plan / liquidity

- £1.75bn committed Group revolving credit facility
- Strong cash flows and cash balances
- Smooth maturity profile
- Almost all debt is unsecured with a limited use of leasing
- Credit ratings

	Moody's	S&P	Fitch
Long term rating	Baa1	BBB+	BBB+
Short term rating	P-2	A-2	F2
Outlook	Stable	Stable	Stable

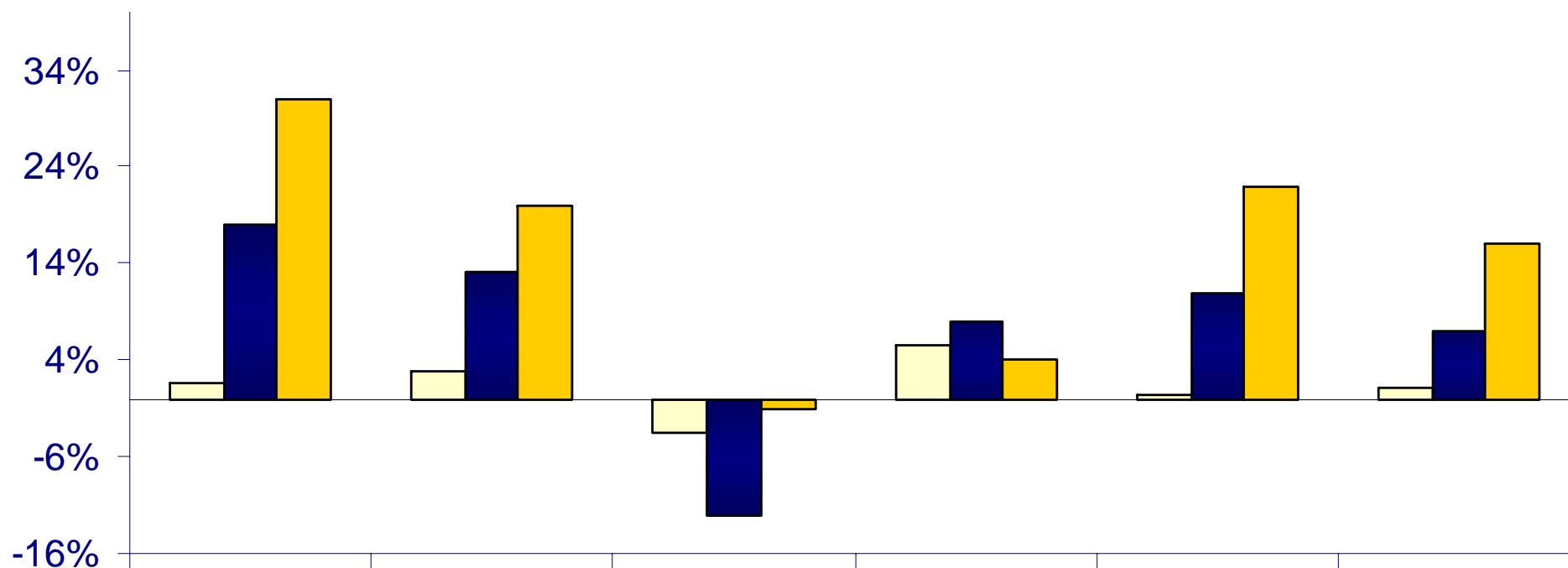
Volume and revenue: first half 2008



	Europe	AsiaPac	LatAm	AME	AmPac	Total
Volumes	2%	3%	-4%	5%	1%	1%
Revenue (const)	8%	6%	-1%	12%	3%	6%
Revenue (curr)	21%	10%	12%	12%	17%	15%

Source: Company data

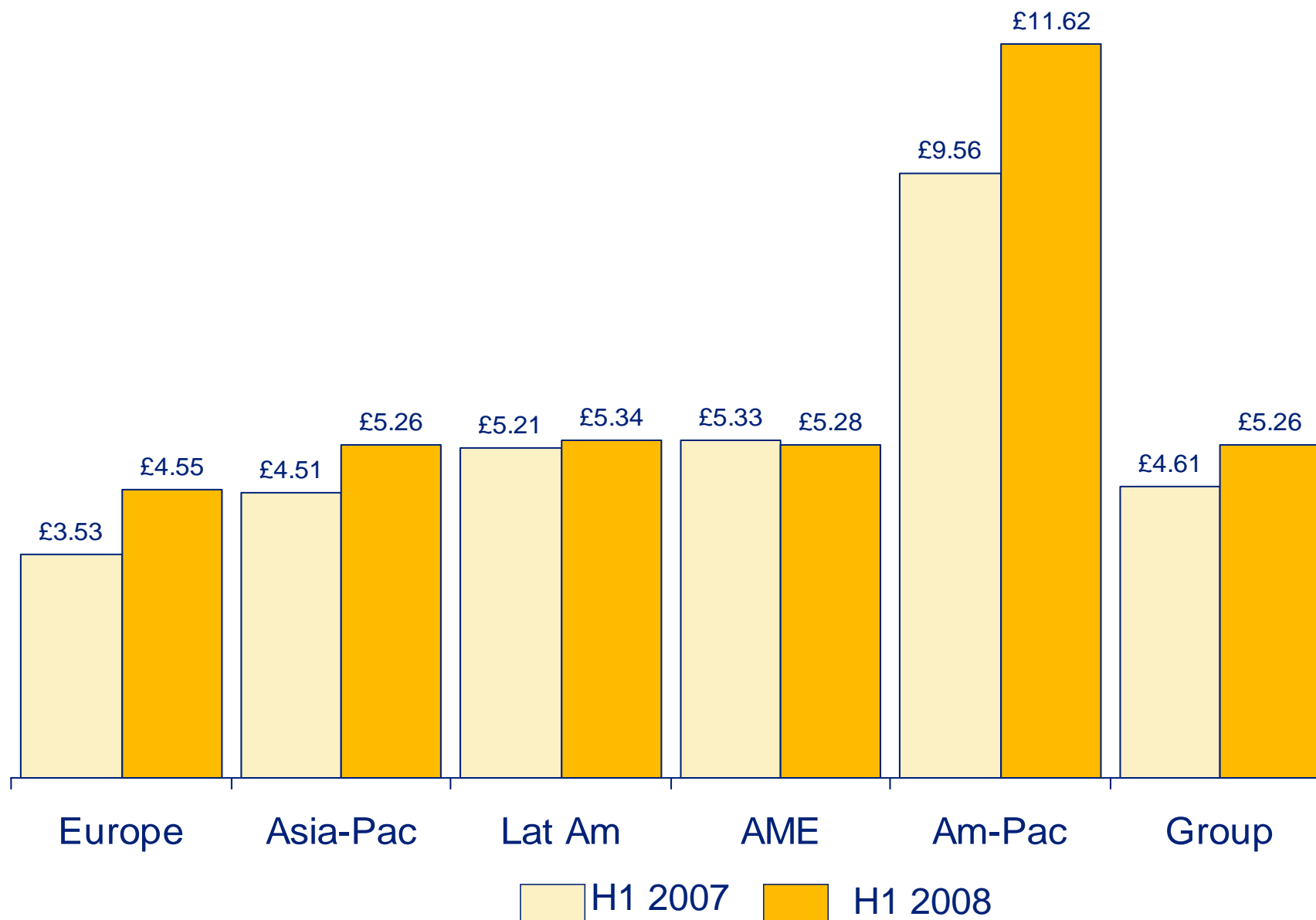
Volume and profit: first half 2008



	Europe	AsiaPac	LatAm	AME	AmPac	Total
■ Volumes	2%	3%	-4%	5%	1%	1%
■ Profit (const)	18%	13%	-12%	8%	11%	7%
■ Profit (curr)	31%	20%	-1%	4%	22%	16%

Source: Company data

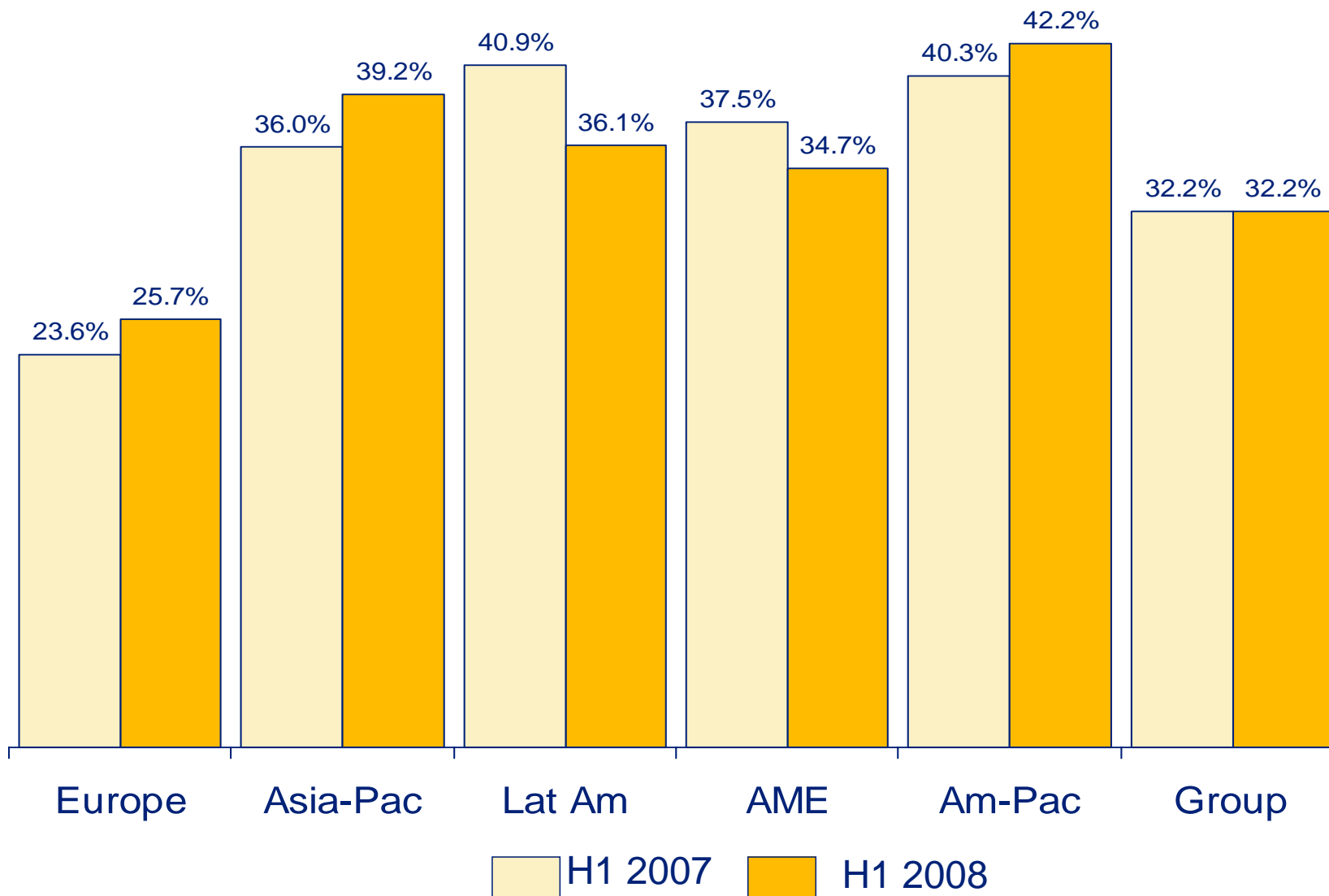
Margins: profit per 1000 cigarettes



Source: Company's interim report 2008



Operating margin



Source: Company's interim report 2008

Drivers of adjusted EPS growth

	Pence	%
EPS H1 2007	53.5	
Profit performance	3.5	6.5
Net finance costs	(1.1)	(2.0)
Associates	0.3	0.5
Taxation	0.7	1.3
Minorities	0.1	0.3
Share buy-back	0.9	1.7
Exchange	4.1	7.6
EPS H1 2008	62.0	15.9

Future expectations

Top Line Growth

- Volume growth
- Pricing
- Mix Improvements

Productivity Savings

- Overheads
- Indirects
- Supply Chain

Operating Profit growth of 6% p.a. on average

Financial Efficiencies

- Share buy backs
- Others

High single digit earnings growth

Distributing 65% of sustainable net earnings as dividends (with balance of free cash flow for strategic acquisitions or share buy-backs, subject to maintaining an acceptable credit rating)

In summary:

- Significant global business
- Geographically diversified to mitigate risk
- Leadership position in more than 50 markets
- Clearly articulated strategy that works
- Powerful brand portfolio
- Innovative business developing new propositions
- Improving margins through brand mix and productivity strategies
- Highly cash generative with a strong balance sheet
- Track record of consistent performance
- Focused on delivering great shareholder value

**Investor queries should be addressed to the
Investor Relations Department in London. Please
do not contact the local offices in South Africa.**

Ralph Edmondson +44 207 845 1180

Rachael Brierley +44 207 845 1519

ralph_edmondson@bat.com

rachael_brierley@bat.com