

B.A.T. INTERNATIONAL FINANCE P.L.C.

2022 Annual Report and Accounts

B.A.T. INTERNATIONAL FINANCE P.L.C.
ANNUAL REPORT FOR THE YEAR ENDED 31 DECEMBER 2022


Contents	
Strategic Report	2
Directors' Report	5
Independent Auditor's report to the members of B.A.T. International Finance p.l.c.	8
Group Income Statement	13
Group Statement of Comprehensive Income	13
Group Statement of Changes in Equity	14
Group Statement of Financial Position	15
Group Cash Flow Statement	16
Group Notes on the Accounts	17
Parent Company Statement of Financial Position - B.A.T. International Finance p.l.c.	46
Parent Company Statement of Changes in Equity – B.A.T. International Finance p.l.c.	46
Parent Company Notes on the Accounts - B.A.T. International Finance p.l.c.	48

Notice of Meeting

Notice is hereby given that the Annual General Meeting of B.A.T. International Finance p.l.c. will be held at Globe House, 4 Temple Place, London, WC2R 2PG on 9 February 2023 at 04.00pm for the transaction of the following business:

1. To receive the financial statements for the year ended 31 December 2022 and the reports of the Directors and the Auditor thereon.
2. To re-elect Directors.
3. To reappoint the Auditor.
4. To authorise the Directors to determine the Auditor's remuneration.

By Order of the Board

DocuSigned by:

E0FF2749709146F...

Ruth Wilson, Secretary

8 February 2023

Note: A member entitled to attend and vote is entitled to appoint a proxy to attend and vote instead of them. Such proxy need not be a member of the Company.

Secretary and Registered Office

Ruth Wilson

Globe House

4 Temple Place

London WC2R 2PG

Registered Number 01060930

Independent Auditor

KPMG LLP

Chartered Accountants and Statutory Auditor

15 Canada Square, London, E14 5GL

Strategic Report

The Directors present their Strategic Report on B.A.T. International Finance p.l.c. (the "Company") and its subsidiaries (together the "Group") for the year ended 31 December 2022.

Principal activities

The principal activities of the Group and the Company comprise the raising of finance for British American Tobacco p.l.c. and its subsidiaries (the "BAT Group"), the management of financial risks arising from the BAT Group's underlying operations and the management of the BAT Group's cash resources. The Group's treasury operations and management of financial risks are described fully in Note 12 on pages [29](#) to [35](#). All these activities are carried out under defined policies, procedures and limits. It is intended that the Group will continue to undertake business relating to these activities.

Review of the year ended 31 December 2022

The Group's profit for the financial year attributable to the Company's shareholders amounted to **£255 million** (2021 restated: £134 million). Total equity has increased by **£416 million** (2021 restated: increased by £156 million).

In 2022, the Group has amended its accounting policy in relation to financial guarantees given by its parent, as explained in Note 26. The impact of the accounting policy change was to decrease the carrying value of borrowings and retained earnings and recognise a new non-distributable reserve representing the effective capital contribution received as a result of the parental guarantees in relation to the Group's debt. As a voluntary change in accounting policy, the Group is required to restate prior periods. However, in the view of the Directors, the change in accounting policy is not significant enough to require the presentation of an additional Statement of Financial Position to illustrate the impact on the opening position of the comparative period.

As at 31 December 2022, the Group has access to a £5.69 billion revolving credit facility. In February 2022 the Group exercised the second of the one-year extension options. Therefore, the £2.85 billion 364-day tranche was extended to March 2023 at the reduced amount of £2.7 billion and the five-year tranche was extended from March 2026 to March 2027 (with £3.0 billion of this tranche remaining available until March 2025 and £2.85 billion remaining available from March 2025 to March 2026). The Group anticipates to refinance the £2.85 billion 364-day tranche in the first half of the 2023 financial year.

During 2022, the BAT Group extended short-term bilateral facilities totalling £3.0 billion. As at 31 December 2022, £875 million was drawn on a short-term basis with £2.1 billion undrawn and still available under such bilateral facilities.

In March 2022, the Group accessed the US Dollar market under its SEC Shelf Programme, raising a total of US\$ 1 billion.

In May 2022, the Group repaid €600 million bond at maturity.

In June 2022, the Group repaid a US\$419 million and £180 million bonds at maturity.

The Directors expect the Group's activities to continue on a similar basis in the foreseeable future.

Key performance indicators

Given the nature of the Group's activities, the Group's capital base is managed within the overall framework of the BAT Group and the Company's Directors consider that key performance indicators based solely on the Group's results are not necessary or appropriate for an understanding of the Group's specific development, performance, or position of its business. However, key performance indicators relevant to the BAT Group are disclosed in the Strategic Report in British American Tobacco p.l.c.'s 2022 Annual Report and Form 20-F ("BAT ARA & 20-F") and do not form part of this report.

Principal risks and uncertainties

The Board of British American Tobacco p.l.c. reviews and agrees the overall treasury policies and procedures, delegating appropriate authority to the Company. The BAT Group Finance Director is a member of the Board of the Company and any significant change to agreed policies is subject to prior approval by the Board of British American Tobacco p.l.c.. Clear parameters have been established, including levels of authority, on the type and use of financial instruments the Group can use to manage the financial risks facing the BAT Group. Such instruments are only used if they relate to an underlying exposure; speculative transactions are expressly forbidden under the BAT Group's treasury policy.

Strategic Report

Principal risks and uncertainties continued

The Group's treasury position is monitored by the BAT Group Corporate Finance Committee ("CFC"), which meets regularly and is chaired by the BAT Group Finance Director. Regular reports are provided to senior management and the treasury operations are subject to periodic independent reviews and audits, both internal and external. Details of the risks mitigated are detailed in Note 12 of the Group's financial statements.

Governance on climate strategy

As a member of the BAT Group, the Company adheres to the BAT Group's climate-related strategy. Details of the BAT Group's climate-related financial disclosures consistent with the recommendations and recommended disclosures of the Task Force on Climate-related Financial Disclosures (TCFD) are set out on pages 72 to 83 of the BAT ARA & 20-F.

Energy & Carbon Reporting (ECR)

As the Company is a subsidiary of British American Tobacco p.l.c. which prepares a group report, ECR details are included in pages 6, 62 to 63 and 70 to 81 of the BAT ARA & 20-F for the year ended 31 December 2022.

UK Companies Act 2006: Section 172(1) Statement

The Company is part of the BAT Group and is ultimately owned by British American Tobacco p.l.c.. As set out above, the Company's principal activities comprise the raising of finance for the BAT Group, the management of financial risks arising from BAT Group operations and the management of the BAT Group's cash resources.

Under Section 172(1) of the UK Companies Act 2006 ("the Act") and as part of the Directors' duty to the Company's shareholders to act as they consider most likely to promote the success of the Company, the Directors must have regard for the likely long-term consequences of decisions and the desirability of maintaining a reputation for high standards of business conduct. The Directors must also have regard for business relationships with the Company's wider stakeholders and the impact of the Company's operations on the environment and communities in which it operates. Consideration of these factors and other relevant matters is embedded into all Board decision-making and risk assessments throughout the year.

The Company's key external stakeholders are the financial institutions it engages with in relation to the Company's financial activities and investors in its issued securities. Primary ways in which the Company engages with financial institutions and its investors are through regular meetings, ongoing dialogue and relationship management conducted by the BAT Group's Treasury and Finance teams. The Company's key internal stakeholders are those members of the BAT Group to which it provides finance-related services. There is regular engagement within the BAT Group on finance-related matters, which is taken into account in the Company's decision-making. The Company does not have any employees, or customers or other suppliers outside the BAT Group.

Where the Directors do not engage directly with the Company's stakeholders, they are kept updated on stakeholder perspectives, including through the use of management reporting and board notes relating to matters presented to the Board during the year which set out stakeholder considerations as applicable to matters under consideration. This enables the Directors to maintain an effective understanding of what matters to those stakeholders and to draw on these perspectives in Board decision-making.

In accordance with the BAT Group's overall governance and internal controls framework and in support of the Company's purpose as part of the BAT Group, the Company applies and the Directors have due regard to all applicable BAT Group policies and procedures, including the BAT Group Statement of Delegated Authorities ("SoDA"), and the Group Standards of Business Conduct, International Marketing Principles, Health and Safety Policy, and Environment Policy as set out on pages 45 and 91 of the BAT ARA & 20-F. As a BAT Group company, the Company acts in accordance with the BAT Group's policies in relation to the safeguarding of human rights and community relationships, which are set out on page 45 of the BAT ARA & 20-F. Certain authorities for decision-making are delegated to management under the SoDA, part of the BAT Group's governance and internal controls framework through which robust corporate governance, risk management and internal control are promoted within the BAT Group. Application of the SoDA does not derogate from any requirement for Board review, oversight or approval in relation to the Company's activities.


Strategic Report

UK Companies Act 2006: Section 172(1) Statement continued

The Directors receive training in relation to their role and duties as a Director on a periodic basis. All newly appointed Directors receive training in respect of their roles and duties on appointment, including on directors' duties under Section 172 of the Act. Director training is provided through the Company Secretary.

The principal decisions made by the Directors during the year included an update to the Euro Medium Term Note Programme under which the Company is an issuer and guarantor of the notes issued by certain other BAT Group companies, the renewal of various inter-company overdrafts, term loans and in-house cash facilities to other BAT Group companies, and the renewal of multi-currency revolving credit facilities (referred to in the Notes on the Accounts below). In making these decisions the Directors considered, amongst other relevant factors, the Company's capital and cash positions, the Company's actual and contingent liabilities and its ability to pay its debts as they fell due, the interests of the Company's shareholders and its relationships with investors in its securities and applicable financial institutions. Principal decisions are those decisions and discussions by the Board that are strategic or material to the Company and those of significance to any of Company's key stakeholders.

On behalf of the Board

DocuSigned by:

A95BAC71C934423...

Neil Arthur Wadey, Director

8 February 2023

Directors' Report

The Directors present their report together with the audited financial statements of the Company for the year ended 31 December 2022.

In accordance with section 414C(11) of the Act, the Directors have provided an indication of likely future developments in the business of the Company in the Strategic Report under the heading "Review of the year ended 31 December 2022".

Dividends

The Directors do not recommend payment of a dividend for the year (2021: £nil).

Board of Directors

The names of the persons who served as Directors of the Company and the Group during the period 1 January 2022 to the date of this report are as follows:

Steven Glyn Dale
Tadeu Luiz Marroco
Paul McCrory
Pablo Daniel Sconfianza
Neil Arthur Wadey

All of the Directors will seek re-election at the forthcoming Annual General Meeting.

Directors' indemnities

Throughout the period 1 January 2022 to the date of this report, qualifying third party indemnities have been in force under which T.L. Marroco as a Director of the Company, was, to the extent permitted by law, indemnified by British American Tobacco p.l.c., the ultimate parent undertaking, in respect of all costs, charges, expenses or liabilities which he may incur in or about the execution of his duties to the Company or as a result of things done by each of him as a Director on behalf of the Company.

Throughout the period from 1 January 2022 to the date of this report, indemnities have been in force for each of the Directors under which they, as Directors of the Company and the Group, are, to the extent permitted by law, indemnified in respect of all costs, charges, expenses or liabilities which they may incur in or about the execution of their duties to the Company and the Group or as a result of things done by them as Directors on behalf of the Company and the Group since their appointment. Whilst these indemnity provisions have been in place during the period, they have not been utilized (2021: not utilized).

Research and development

No research and development expenditure has been incurred during the year (2021: £nil).

Auditor

Pursuant to Section 487 of the Act, the auditor will be deemed to be reappointed and KPMG LLP will therefore continue in office.

Employees

The average number of employees employed by the Group during the year was nil (2021: nil).

Statement of Directors' responsibilities in respect of the Annual Report and the Financial Statements

The Directors are responsible for preparing the Annual Report, the Strategic Report, the Directors' Report and the Group and parent company financial statements in accordance with applicable law and regulations.

Applicable law requires the directors to prepare Group and parent Company financial statements for each financial year. Under applicable law they are required to prepare the Group financial statements in accordance with UK-adopted International Accounting Standards and applicable law and have elected to prepare the parent Company financial statements in accordance with UK accounting standards and applicable law, including FRS 101 Reduced Disclosure Framework.

Directors' Report (continued)

Statement of Directors' responsibilities in respect of the Annual Report and the Financial Statements continued

Under applicable law the Directors must not approve the financial statements unless they are satisfied that they give a true and fair view of the state of affairs of the Group and parent company and of their profit or loss for that period. In preparing each of the Group and parent company financial statements, the Directors are required to:

- select suitable accounting policies and then apply them consistently;
- make judgements and estimates that are reasonable, relevant, reliable and prudent;
- for the Group financial statements, state whether they have been prepared in accordance with UK-adopted International Accounting Standards and applicable law;
- for the parent company financial statements, state whether they have been prepared in accordance with the Act and in accordance with Financial Reporting Standard 101 Reduced Disclosure Framework ("FRS 101");
- assess the Group and parent Company's ability to continue as a going concern, disclosing, as applicable, matters related to going concern; and
- use the going concern basis of accounting unless they either intend to liquidate the Group or the parent company or to cease operations, or have no realistic alternative but to do so.

The Directors are responsible for keeping adequate accounting records that are sufficient to show and explain the parent company's transactions and disclose with reasonable accuracy at any time the financial position of the parent company and enable them to ensure that its financial statements comply with the Act. They are responsible for such internal control as they determine is necessary to enable the preparation of financial statements that are free from material misstatement, whether due to fraud or error and have general responsibility for taking such steps as are reasonably open to them to safeguard the assets of the Group and to prevent and detect fraud and other irregularities.

Under applicable law and regulations, the Directors are also responsible for preparing Strategic Report and Directors' Report that comply with that law and those regulations.

Responsibility statement of the Directors in respect of the annual financial report

We confirm that to the best of our knowledge:

- the financial statements, prepared in accordance with the applicable set of accounting standards, give a true and fair view of the assets, liabilities, financial position and profit or loss of the Company and the undertakings included in the consolidation taken as a whole; and
- the [Strategic Report](#) includes a fair review of the development and performance of the business and the position of the issuer and the undertakings included in the consolidation taken as a whole, together with a description of the principal risks and uncertainties that they face.

The names of the Directors are listed in this [Directors' Report](#) on page 5. Neither the Company, the Group nor the Directors accept any liability to any person in relation to this Annual Report, except to the extent that such liability could arise under English law. Accordingly, any liability to a person who has demonstrated reliance on any untrue or misleading statement or omission shall be determined in accordance with Section 90A of the Financial Services and Markets Act 2000.

Corporate Governance Statement

The Company and the Group are wholly-owned subsidiaries of British American Tobacco p.l.c.. Therefore, there is no requirement for any further disclosure under paragraph 13(2)(c) and (d) of Schedule 7 to the Large and Medium-sized and Group (Accounts and Reports) Regulations 2008 ("Schedule 7"), nor are there any restrictions on the voting rights of the shares held (Schedule 7, 13(2)(f)).

There are no specific rules regarding the appointment and replacement of Directors other than the provisions set out in the Company's Articles of Association ("Articles"), nor are there any pertaining to the amendment of those Articles.

Directors' Report (continued)

Corporate Governance Statement continued

Subject to the provisions of the Companies Acts 1985 and 2006 and the Articles, the Directors may issue, offer, allot or grant rights to subscribe for, or convert any security into shares in the Company and the Company may also purchase, or may enter into a contract under which it will or may purchase, its own shares.

The Company and the Group has established internal control and risk management systems in relation to the process for preparing consolidated financial statements. The key features of these internal control and risk management systems are:

- the risk assurance function and management of the BAT Group conduct periodic review of the Group's risks and mitigation;
- management regularly monitors and considers developments in accounting regulations and best practice in financial reporting, and, where appropriate, reflects developments in the financial statements. Appropriate briefings and/or training are provided to key finance personnel on relevant developments in accounting and financial reporting;
- the Group's consolidation is subject to various levels of review by the Group Finance function;
- the draft financial statements are reviewed by an individual independent from those individuals responsible for preparing the financial statements. The review includes checking internal consistency, consistency with other statements, consistency with internal accounting records and arithmetical accuracy; and
- the BAT Group receives reports from management on significant judgements, changes in accounting policies, changes in accounting estimates and other pertinent matters relating to the consolidated BAT Group financial statements. These are then assessed and applied consistently to the Group.

The above disclosure is made in accordance with Disclosure and Transparency Rule 7.2.

Directors' declaration in relation to relevant audit information

Having made appropriate enquiries, each of the Directors who held office at the date of approval of this report confirms that:

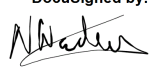
- (a) to the best of their knowledge and belief, there is no relevant audit information of which the Company's auditor is unaware; and
- (b) they have taken all steps that a Director might reasonably be expected to have taken in order to make themselves aware of relevant audit information and to establish that the Company's auditor is aware of that information.

This confirmation is given and should be interpreted in accordance with the provisions of Section 418 of the Act.

Going concern

After reviewing the Group's annual budget, plans and liquidity requirements, the Directors consider that the Group and Company have adequate resources to continue in operational existence for the foreseeable future and that it is therefore appropriate to continue to adopt the going concern basis in preparing the financial statements.

On behalf of the Board

DocuSigned by:

A95BAC71C934423...

Neil Arthur Wadey, Director

8 February 2023

B.A.T. International Finance p.l.c.

Registered Number 01060930

Independent Auditor's Report to the members of B.A.T. International Finance p.l.c.

1 Opinion

We have audited the financial statements of B.A.T. International Finance p.l.c. ("the Company"), for the year ended 31 December 2022 which comprise the Group Income Statement, the Group Statement of Comprehensive Income, the Group and parent Company Statement of Changes in Equity, the Group and parent Company Statement of Financial Position, Group Cash Flow Statement, and the related notes, including the accounting policies in Note 1.

In our opinion:

- the financial statements give a true and fair view of the state of the Group's and of the parent Company's affairs as at 31 December 2022 and of the Group's profit for the year then ended;
- the Group financial statements have been properly prepared in accordance with UK-adopted international accounting standards;
- the parent Company financial statements have been properly prepared in accordance with UK-adopted international accounting standards and as applied in accordance with the provisions of the Companies Act 2006; including FRS 101 *Reduced Disclosure Framework* and
- the financial statements have been prepared in accordance with the requirements of the Companies Act 2006.

Basis for opinion

We conducted our audit in accordance with International Standards on Auditing (UK) ("ISAs (UK)") and applicable law. Our responsibilities are described below. We believe that the audit evidence we have obtained is a sufficient and appropriate basis for our opinion. Our audit opinion is consistent with our report to the directors.

We were first appointed as auditor by the directors on 23 March 2015. The period of total uninterrupted engagement is for the 8 financial years ended 31 December 2022. We have fulfilled our ethical responsibilities under, and we remain independent of the Group in accordance with, UK ethical requirements including the FRC Ethical Standard as applied to listed public interest entities. No non-audit services prohibited by that standard were provided.

2 Key audit matters: our assessment of risks of material misstatement

Key audit matters are those matters that, in our professional judgement, were of most significance in the audit of the financial statements and include the most significant assessed risks of material misstatement (whether or not due to fraud) identified by us, including those which had the greatest effect on: the overall audit strategy; the allocation of resources in the audit; and directing the efforts of the engagement team. We summarise below the key audit matters, in decreasing order of audit significance, in arriving at our audit opinion above, together with our key audit procedures to address those matters and, as required for public interest entities, our results from those procedures. These matters were addressed, and our results are based on procedures undertaken, in the context of, and solely for the purpose of, our audit of the financial statements as a whole, and in forming our opinion thereon, and consequently are incidental to that opinion, and we do not provide a separate opinion on these matters.

Fair value of Derivative Instruments

The Group and Company hold significant net funds, comprising cash and cash equivalents, amounts due to and from fellow subsidiaries, loans due to and from fellow subsidiaries and external borrowings via bank loans. Given the nature and activities of the business, the Group and Company also make use of derivative financial instruments to hedge currency risk and interest rate risks. At 31 December 2022, derivative financial assets amounted to £1,313 million (2021: £529 million) and derivative financial liabilities were £1,002 million (2021: £436 million). We focus on these balances because of the volume of transactions passing through the respective accounts, the number of counterparties involved and the material impact to the financial statements of an error in the data pricing inputs used in the valuation.

Refer to Accounting policies ('basis of accounting') in Note 1 and Note 11 (Derivative Financial instruments).

Our procedures included:

- We performed risk assessment procedures over the derivative balances within the Group's financial statements.

Independent Auditor's report to the members of B.A.T. International Finance p.l.c. continued

- We performed end to end process walk-throughs to identify the key systems, applications and controls used in the valuation processes. We also tested the design and operating effectiveness of key controls relating to valuation of derivatives.
- We involved our own valuations specialists in the following:
 - developing an independent expectation of the derivative financial instruments for comparison to the Group's estimate.
 - assessing the appropriateness of hedge accounting for the derivative financial instruments.

Our results

Our procedures did not identify any material exceptions, thus, we found the Directors' assessment of the fair value of derivatives to be appropriate.

We continue to perform procedures over the Recoverability of loans due from other British American Tobacco p.l.c. subsidiaries. However, following our risk assessment procedures and results that the risk of material misstatement continue to remain low, we have not assessed this as one of the most significant risks in our current year audit and, therefore, it is not separately identified in our report this year.

3 Our application of materiality and an overview of the scope of our audit

The Group is part of a group headed by British American Tobacco p.l.c. ("BAT p.l.c. Group"). Materiality for the Group financial statements as a whole of £100 million (2021: £90 million), as communicated by the BAT p.l.c. Group audit team, has been applied to the audit of the Group. This is lower than the materiality we would otherwise have determined by reference to total assets and represents 0.15% of the Group's total assets (2021: 0.15%). Materiality for the parent company financial statements as a whole was set at £99 million (2021: £89 million), determined with reference to a benchmark of total assets (of which it represents 0.15% (2021: 0.15%)).

In line with our audit methodology, our procedures on individual account balances and disclosures were performed to a lower threshold, performance materiality, so as to reduce to an acceptable level the risk that individually immaterial misstatements in individual account balances add up to a material amount across the financial statements as a whole. Performance materiality was set at 75% (2021: 75%) of materiality for the financial statements as a whole, which equates to £75 million (2021: £67.5 million) for the Group and £74.25 million (2021: £67 million) for the parent Company. We applied this percentage in our determination of performance materiality because we did not identify any factors indicating an elevated level of risk.

We agreed to report to those charged with governance any corrected or uncorrected identified misstatements exceeding £5 million (2021: £4.5 million), in addition to other identified misstatements that warranted reporting on qualitative grounds.

We were able to rely upon the Group's internal control over financial reporting in several areas of our audit, where our controls testing supported this approach, which enabled us to reduce the scope of our substantive audit work; in the other areas the scope of the audit work performed was fully substantive.

The Group team performed the audit of the parent Company and specified audit procedures over material balances at one of the components, representing a coverage of over 90% of the Group's total assets and the Group's total revenue. The audit, including the audit of the parent Company, was performed using the materiality level set out above.

4 Going concern

The directors have prepared the financial statements on the going concern basis as they do not intend to liquidate the Group or the Company or to cease their operations, and as they have concluded that the Group's and the Company's financial position means that this is realistic. They have also concluded that there are no material uncertainties that could have cast significant doubt over their ability to continue as a going concern for at least a year from the date of approval of the financial statements ("the going concern period").

We used our knowledge of the Group, its industry, and the general economic environment to identify the inherent risks to its business model and analysed how those risks might affect the Group's and Company's financial resources or ability to continue operations over the going concern period. The risks that we considered most likely to adversely affect the Group's and Company's available financial resources over this period was the ability of the ultimate parent BAT plc and its subsidiaries (BAT Group) to settle their debts to the Group and Company when they fall due.

Independent Auditor's report to the members of B.A.T. International Finance p.l.c. continued

We considered whether these risks could plausibly affect the liquidity in the going concern period by comparing severe, but plausible downside scenarios that could arise from these risks individually and collectively against the level of available financial resources indicated by the Group's financial forecasts.

We considered whether the going concern disclosures in Note 1 to the financial statements give a full and accurate description of the Directors' assessment of going concern.

Our conclusions based on this work:

- we consider that the directors' use of the going concern basis of accounting in the preparation of the financial statements is appropriate;
- we have not identified, and concur with the directors' assessment that there is not, a material uncertainty related to events or conditions that, individually or collectively, may cast significant doubt on the Group's or Company's ability to continue as a going concern for the going concern period; and
- we found the going concern disclosure in Note 1 to be acceptable.

However, as we cannot predict all future events or conditions and as subsequent events may result in outcomes that are inconsistent with judgements that were reasonable at the time they were made, the above conclusions are not a guarantee that the Group or the Company will continue in operation.

5 Fraud and breaches of laws and regulations – ability to detect

Identifying and responding to risks of material misstatement due to fraud

To identify risks of material misstatement due to fraud ("fraud risks") we assessed events or conditions that could indicate an incentive or pressure to commit fraud or provide an opportunity to commit fraud. Our risk assessment procedures included:

- enquiring of directors as to the Group's high-level policies and procedures to prevent and detect fraud as well as whether they have knowledge of any actual, suspected or alleged fraud.
- reading Board, Corporate Finance Committee and Treasury Risk Committee minutes.
- using analytical procedures to identify any unusual or unexpected relationships.

We communicated identified fraud risks throughout the audit team and remained alert to any indications of fraud throughout the audit.

As required by auditing standards, and taking into account our overall knowledge of the control environment, we perform procedures to address the risk of management override of controls, in particular the risk that Group management may be in a position to make inappropriate accounting entries. On this audit we do not believe there is a fraud risk related to revenue recognition as revenue (interest income from fellow subsidiaries) is not complex or subjective, and calculations and recognition are automated.

We did not identify any additional fraud risks.

In determining the audit procedures, we took into account the results of our evaluation and testing of the operating effectiveness of some of the Group-wide fraud risk management controls.

We also performed procedures including:

- Identifying manual journal entries to test based on risk criteria and comparing the identified entries to supporting documentation. These included those posted by board level and senior management, manual hedge adjustments to Currency Translation and Cash-flow Hedge reserves, that contained key words in the description and those posted with an unusual account combination.

Identifying and responding to risks of material misstatement related to compliance with laws and regulations

We identified areas of laws and regulations that could reasonably be expected to have a material effect on the financial statements from our general commercial and sector experience and through discussion with the directors (as required by auditing standards) and discussed with the directors the policies and procedures regarding compliance with laws and regulations.

Independent Auditor's report to the members of B.A.T. International Finance p.l.c.

continued

As the Group is regulated, our assessment of risks involved gaining an understanding of the control environment including the entity's procedures for complying with regulatory requirements.

We communicated identified laws and regulations throughout our team and remained alert to any indications of non-compliance throughout the audit.

The potential effect of these laws and regulations on the financial statements varies considerably.

The Group is subject to laws and regulations that directly affect the financial statements including financial reporting legislation (including related companies legislation), distributable profits legislation and taxation legislation and we assessed the extent of compliance with these laws and regulations as part of our procedures on the related financial statement items.

Whilst the Group is subject to many other laws and regulations, we did not identify any others where the consequences of non-compliance alone could have a material effect on amounts or disclosures in the financial statements.

Context of the ability of the audit to detect fraud or breaches of law or regulation

Owing to the inherent limitations of an audit, there is an unavoidable risk that we may not have detected some material misstatements in the financial statements, even though we have properly planned and performed our audit in accordance with auditing standards. For example, the further removed non-compliance with laws and regulations is from the events and transactions reflected in the financial statements, the less likely the inherently limited procedures required by auditing standards would identify it.

In addition, as with any audit, there remained a higher risk of non-detection of fraud, as fraud may involve collusion, forgery, intentional omissions, misrepresentations, or the override of internal controls. Our audit procedures are designed to detect material misstatement. We are not responsible for preventing non-compliance or fraud and cannot be expected to detect non-compliance with all laws and regulations.

6 We have nothing to report on the other information in the Annual Report

The directors are responsible for the other information presented in the Annual Report together with the financial statements. Our opinion on the financial statements does not cover the other information and, accordingly, we do not express an audit opinion or, except as explicitly stated below, any form of assurance conclusion thereon.

Our responsibility is to read the other information and, in doing so, consider whether, based on our financial statements audit work, the information therein is materially misstated or inconsistent with the financial statements or our audit knowledge. Based solely on that work we have not identified material misstatements in the other information.

Strategic report and directors' report

Based solely on our work on the other information:

- we have not identified material misstatements in the strategic report and the directors' report;
- in our opinion the information given in those reports for the financial year is consistent with the financial statements; and
- in our opinion those reports have been prepared in accordance with the Companies Act 2006.

7 We have nothing to report on the other matters on which we are required to report by exception

Under the Companies Act 2006, we are required to report to you if, in our opinion:

- adequate accounting records have not been kept by the parent Company, or returns adequate for our audit have not been received from branches not visited by us; or
- the parent Company financial statements are not in agreement with the accounting records and returns; or
- certain disclosures of directors' remuneration specified by law are not made; or
- we have not received all the information and explanations we require for our audit.

We have nothing to report in these respects.

8 Respective responsibilities

Directors' responsibilities

As explained more fully in their statement set out on page 5 to 7, the directors are responsible for: the preparation of the financial statements including being satisfied that they give a true and fair view; such internal control as they determine is necessary to enable the preparation of financial statements that are free from material misstatement, whether due to fraud or error; assessing the Group and parent Company's ability to continue as a going concern, disclosing, as applicable, matters related to going concern; and using the going concern basis of accounting unless they either intend to liquidate the Group or the parent Company or to cease operations, or have no realistic alternative but to do so.

Auditor's responsibilities


Our objectives are to obtain reasonable assurance about whether the financial statements as a whole are free from material misstatement, whether due to fraud or error, and to issue our opinion in an auditor's report. Reasonable assurance is a high level of assurance, but does not guarantee that an audit conducted in accordance with ISAs (UK) will always detect a material misstatement when it exists. Misstatements can arise from fraud or error and are considered material if, individually or in aggregate, they could reasonably be expected to influence the economic decisions of users taken on the basis of the financial statements.

A fuller description of our responsibilities is provided on the FRC's website at www.frc.org.uk/auditorsresponsibilities.

9 The purpose of our audit work and to whom we owe our responsibilities

This report is made solely to the Company's members, as a body, in accordance with Chapter 3 of Part 16 of the Companies Act 2006. Our audit work has been undertaken so that we might state to the Company's members those matters we are required to state to them in an auditor's report and for no other purpose. To the fullest extent permitted by law, we do not accept or assume responsibility to anyone other than the Company and the Company's members, as a body, for our audit work, for this report, or for the opinions we have formed.

Anthony Withers (Senior Statutory Auditor)
for and on behalf of KPMG LLP, Statutory Auditor
Chartered Accountants
15 Canada Square
London
E14 5GL
08 February 2023

DocuSigned by:

E67941145B8944A...

Group Income Statement for the year ended 31 December

	Notes	2022 £m	2021 Restated* £m
Interest income	3	1,663	672
Interest expense	4	(1,437)	(644)
Net commitment fee income/(expense)	5	10	(8)
Net fair value gains on derivatives and exchange differences	6	3	108
Net finance income		239	128
Other operating income	7	15	7
Profit before taxation		254	135
Taxation on profit	8	1	(1)
Profit for the year		255	134

All the activities during both years are in respect of continuing operations.

The accompanying notes are an integral part of the Group financial statements.

*See Note 26.

Group Statement of Comprehensive Income for the year ended 31 December

	2022 £m	2021 Restated* £m
Profit for the year	255	134
Other comprehensive income		
Items that may be reclassified subsequently to profit or loss:		
Gains on exchange	174	13
Cash flow hedges		
- net fair value gains/(losses)	25	(35)
- reclassified and reported in profit for the year	(38)	44
Total other comprehensive income for the year	161	22
Total comprehensive income for the year	416	156

The accompanying notes are an integral part of the Group financial statements.

*See Note 26.

Group Statement of Changes in Equity for the year ended 31 December

	Share Capital	Non distributable reserves	Hedging reserve	Translation reserve	Retained earnings	Total Equity
	£m	£m	£m	£m	£m	£m
Balance at 1 January 2022 as previously reported	231	—	4	358	2,301	2,894
Change in accounting policy*	—	263	—	—	(195)	68
Balance as at 1 January 2022 restated	231	263	4	358	2,106	2,962
Total comprehensive (expense)/income for the year	—	—	(13)	174	255	416
Guarantee fees on issued bonds	—	3	—	—	—	3
Balance at 31 December 2022	231	266	(9)	532	2,361	3,381

	Share Capital	Non distributable reserves	Hedging reserve	Translation reserve	Retained earnings	Total Equity
	£m	£m	£m	£m	£m	£m
Balance at 1 January 2021 as previously reported	231	—	(5)	345	2,145	2,716
Change in accounting policy*	—	263	—	—	(173)	90
Balance as at 1 January 2021 restated	231	263	(5)	345	1,972	2,806
Total comprehensive income for the year restated*	—	—	9	13	134	156
Balance as at 31 December 2021 restated*	231	263	4	358	2,106	2,962

The accompanying notes are an integral part of the Group financial statements.

*See Note 26.

Group Statement of Financial Position at 31 December


	Notes	2022 £m	2021 Restated* £m
Assets			
Cash and cash equivalents	9	23	20
Amounts due on demand from fellow subsidiaries	10	34,163	18,102
Derivative financial instruments	11	1,313	529
Other receivables		6	6
Loans due from parent undertaking	13a)	1,592	1,572
Loans due from fellow subsidiaries	13b)	46,636	39,278
Total assets		83,733	59,507
Liabilities			
Bank overdrafts	14	20	2
Borrowings	14	14,254	13,795
Amounts repayable on demand to fellow subsidiaries	15	62,978	40,317
Derivative financial instruments	11	1,002	436
Other payables	16	273	11
Term deposits repayable to parent undertaking	17a)	1,690	1,684
Term deposits repayable to fellow subsidiaries	17b)	115	279
Deferred Tax	18	20	21
Total liabilities		80,352	56,545
Equity			
Share capital		231	231
Non distributable reserves		266	263
Hedging reserve		(9)	4
Translation reserve		532	358
Retained earnings		2,361	2,106
Total equity	19	3,381	2,962
Total equity and liabilities		83,733	59,507

The accompanying notes are an integral part of the Group financial statements.

*See Note 26.

The financial statements on pages [13](#) to [44](#) were approved by the Board and signed on its behalf by

DocuSigned by:



A95BAC71C934423...

Neil Arthur Wadey, Director

08 February 2023

Registered number 01060930

Group Cash Flow Statement for the year ended 31 December

	Notes	2022 £m	2021 £m
<i>Cash flows from operating activities</i>			
Interest receipts		1,105	887
Interest payments		(1,407)	(642)
Net outflow on fees		(6)	(8)
Other payments		(21)	(8)
		(329)	229
<i>Increase/(decrease) in operating assets and liabilities:</i>			
Net short-term funds inflow to fellow subsidiaries		6,637	2,568
Proceeds from external debt		1,477	811
Repayment of external debt		(1,704)	(3,732)
Net cash inflow/(outflow) relating to derivative financial instruments		267	(37)
Net cash outflow on loans to fellow subsidiaries		(6,198)	(332)
Net cash outflow on loans to parent undertaking		—	1,681
Net cash outflows on borrowings to fellow subsidiaries		(175)	(1,108)
Net cash (outflow)/inflow from operating activities		(25)	80
Gains/(losses) on exchange		10	(25)
Net (decrease)/increase in cash and cash		(15)	55
Net cash and cash equivalents at 1 January		18	(37)
Net cash and cash equivalents at 31 December	9	3	18

The accompanying notes are an integral part of the Group financial statements.

Notes are shown on pages [17](#) to [44](#).

Group Notes on the Accounts

1. Accounting policies

Basis of accounting

The Company is incorporated, domiciled and registered in England in the UK. The registered number is 01060930 and the registered address is Globe House, 4 Temple Place, London, England, WC2R 2PG.

The Group consolidated financial statements have been prepared in accordance with UK-adopted international accounting standards. UK-adopted international accounting standards differ in certain respects from IFRS as issued by the IASB. The differences have no impact on the Group's consolidated financial statements for the periods presented.

The consolidated financial statements have been prepared on a going concern basis under the historical cost convention except as described in the accounting policy below on financial instruments. After reviewing the Group's annual budget, plans and financing arrangements, the Directors consider that the Group has adequate resources to continue in operational existence for a period of at least 12 months from the date of signing these financial statements, and that it is therefore appropriate to continue to adopt the going concern basis in preparing the consolidated financial statements.

The preparation of the Group financial statements has led to the use of the 'liquidity format' for the Statement of Financial Position in those financial statements in order to present a true and fair view of the state of affairs of the Group.

The preparation of the Group financial statements requires management to make estimates and assumptions that affect the reported amounts of income, expenses, assets and liabilities, and the disclosure of contingent liabilities at the date of the financial statements. The key estimates and assumptions relate to calculation of fair value assets and liabilities using exchange rates and market expectations of future interest rates as at the Statement of Financial Position date. These are set out in the accounting policies below, together with the related notes on the accounts.

Due to the nature of the entity, investing and financing activities are captured as part of operating activities within the Group cash flow statement.

In 2022, the Group has amended its accounting policy in relation to financial guarantees given by its parent, as explained in Note 26. The impact of the accounting policy change was to decrease the carrying value of borrowings and retained earnings and recognise a new non-distributable reserve representing the effective capital contribution received as a result of the parental guarantees in relation to the Group's debt. As a voluntary change in accounting policy, the Group is required to restate prior periods. However, in the view of the Directors, the change in accounting policy is not significant enough to require the presentation of an additional Statement of Financial Position to illustrate the impact on the opening position of the comparative period.

Basis of consolidation

The consolidated financial statements include the financial statements of B.A.T. International Finance p.l.c. and its subsidiaries.

A subsidiary is an entity controlled by the Group. The Group controls an entity when the Group is exposed to, or has rights to, variable returns from its involvement with the entity and has the ability to affect those returns through its power over the entity.

Intragroup balances and transactions, and any unrealised gains arising from intragroup transactions, are eliminated in preparing the consolidated financial statements.

Foreign currencies

The functional currency of the Company is Sterling ("£") and this is also the presentation currency of the Group.

The income and cash flow statements of Group undertakings expressed in currencies other than Sterling are translated to Sterling at average rates of exchange in each year, provided that the average rate approximates the exchange rate at the date of the underlying transactions. Assets and liabilities of Group undertakings are translated at rates of exchange at the end of each year.

1. Accounting policies continued

Foreign currencies continued

The differences between retained profits translated at average and closing rates of exchange are taken to reserves, as are differences arising on the retranslation to Sterling (using closing rates of exchange) of overseas net assets at the beginning of the year, and are presented as a separate component of equity. They are recognised in the income statement when the gain or loss on disposal of a Group undertaking is recognised.

Foreign currency transactions are initially recognised in the functional currency of each entity in the Group at the exchange rate ruling at the date of the transaction. Foreign exchange gains and losses resulting from the settlement of such transactions and from the translation of foreign currency assets and liabilities at year-end rates of exchange are recognised in the income statement, except when deferred as qualifying cash flow hedges in the hedging reserve.

Accounting for income

As a financing vehicle, the Group's primary sources of income comprise interest on loans to the British American Tobacco p.l.c. and its subsidiaries ("BAT Group") and net fee income. These are recognised on an effective interest rate method, and income is only recognised to the extent that it is considered to be collectable. Net fee income comprises commitment fees received in respect of undrawn revolving credit facilities provided to its parent, the Group, and commitment fees paid in respect of borrowing facilities provided by external banks.

Taxation

Taxation is chargeable on the profits for the period, together with deferred taxation.

The current income tax charge is calculated on the basis of tax laws enacted or substantially enacted at the Statement of Financial Position date in the countries where the Group operates and generates taxable income.

Deferred taxation is provided in full using the liability method for temporary differences between the carrying amount of assets and liabilities for financial reporting purposes and the amount used for taxation purposes. A deferred tax asset is recognised only to the extent that it is probable that future taxable profits will be available against which the asset can be utilised. As required under IAS 12 Income Taxes, deferred tax assets and liabilities are not discounted.

Deferred tax is determined using the tax rates that have been enacted or substantively enacted by the Statement of Financial Position date and are expected to apply when the related deferred tax asset is realised or deferred tax liability is settled.

Tax is recognised in the income statement except to the extent that it relates to items recognised in other comprehensive income or directly in equity, in which case it is recognised in other comprehensive income or changes in equity.

As a UK-resident wholly-owned subsidiary within the BAT Group, the Company is eligible to surrender tax losses to, or claim tax losses from, fellow members of the same UK group for the purposes of calculating corporation tax due in the UK ("Group Relief"). It is BAT Group policy that tax losses are surrendered unless the Company generating the losses has a particular need to carry the loss forward and it is also the Group policy not to reimburse companies for Group Relief surrendered unless, on a stand-alone basis and assuming the Company were not in the BAT Group, these losses would be recognised as a deferred tax asset in the Company generating the loss.

Financial instruments

The Group's business model for managing financial assets is set out in the Group Treasury Manual of the BAT Group which notes that the primary objective with regard to the management of cash and investments is to protect against the loss of principal. Additionally, the Group aims to maximise BAT Group liquidity by concentrating cash at the Group, to align the maturity profile of external investments with that of the forecast liquidity profile, wherever practicable, match the interest rate profile of external investments to that of debt maturities or fixings, and to optimise the investment yield within the Group's investment parameters. The majority of financial assets are held in order to collect contractual cash flows (typically cash and cash equivalents and loans and other receivables).

Group Notes on the Accounts

1. Accounting policies continued

Financial instruments continued

Financial assets and financial liabilities are recognised when the Group becomes a party to the contractual provisions of the relevant instrument and derecognised when it ceases to be a party to such provisions. Such assets and liabilities are classified as current if they are expected to be realised or settled within 12 months after the Statement of Financial Position date. If not, they are classified as non-current.

Non-derivative financial assets are classified on initial recognition in accordance with the Group's business model as loans and receivables, or cash and cash equivalents and accounted for as follows:

- Loans and other receivables: These are non-derivative financial assets with fixed or determinable payments that are solely payments of principal and interest on the principal amount outstanding that are primarily held in order to collect contractual cash flows. These balances include other receivables, loans due from parent undertaking and from fellow subsidiaries and are measured at amortised cost, using the effective interest rate method, and stated net of allowances for expected credit losses.

The Group has measured the loss allowance for financial instruments at an amount equal to the 12-month expected credit loss, whether or not any actual losses have been recognised, and whether or not the counterparty has insurance cover or guarantees in place to cover the potential economic loss. The effective interest rate is based on gross (pre-impairment) assets.

- Cash and cash equivalents: Cash and cash equivalents include deposits held on call, together with other short-term highly liquid investments including investments in certain money market funds. Cash equivalents comprise instruments with maturities of three months or less at date of acquisition. In the cash flow statement, cash and cash equivalents are shown net of bank overdrafts, which are included as current borrowings in the liabilities section on the Statement of Financial Position.

Non-derivative financial assets are stated at amortised cost using the effective interest method, subject to reduction for allowances measured under the expected credit loss method.

Non-derivative financial liabilities, including borrowings and trade payables, are stated at amortised cost using the effective interest method. For borrowings, their carrying value includes accrued interest payable, as well as unamortised issue costs. Borrowings which are the subject of a parental guarantee are initially recognised at fair value with the differential between fair value and cash proceeds from the issuance recognised as a capital contribution from the Company's parent in reserves. As shown in Note 14, certain borrowings are subject to fair value hedges, as defined below.

Derivative financial assets and liabilities are initially recognised, and subsequently measured at fair value, which includes accrued interest receivable and payable, where relevant. The fair values of derivatives are determined based on market data (primarily yield curves, implied volatilities and exchange rates) to calculate the present value of all estimated flows associated with each derivative at the Statement of Financial Position date. Changes in their fair values are recognised as follows:

- for derivatives that are designated as cash flow hedges, the changes in their fair values are recognised directly in other comprehensive income, to the extent that they are effective, with the ineffective portion being recognised in the income statement. Where the underlying transaction does not result in such an asset, the accumulated gains and losses are reclassified to the income statement in the same periods as the hedged item;
- where the intrinsic value and time value of an option contract are separated, the change in fair value of the time value of an option is recognised in other comprehensive income to the extent it relates to the hedged item, and is subsequently amortised on a systematic and rational basis over the period during which the hedge adjustment for the option's intrinsic value could affect profit or loss. Where material, these amounts are disclosed as a separate component of equity. The same accounting is applied where the forward element of a forward contract, or a foreign currency basis spread, are separated from the relevant hedging instrument;

Group Notes on the Accounts

1. Accounting policies continued

Financial instruments continued

- for derivatives that are designated as fair value hedges, the carrying value of the hedged item is adjusted for the fair value changes attributable to the risk being hedged, with the corresponding entry being made in the income statement. The changes in these derivatives are also recognised in the income statement; and
- for derivatives that do not qualify for hedge accounting or are not designated as hedges, the changes in their fair values are recognised in the income statement in the period in which they arise. These are referred to as “held-for-trading”.

Hedge accounting

In order to qualify for hedge accounting, the Group is required to document prospectively the economic relationship between the item being hedged and the hedging instrument. The Group is also required to demonstrate an assessment of the economic relationship between the hedged item and the hedging instrument, which shows that the hedge will be highly effective on an on-going basis. This effectiveness testing is re-performed periodically to ensure that the hedge has remained, and is expected to remain, highly effective.

Hedge accounting is discontinued when a hedging instrument is derecognised (e.g. through expiry or disposal), or no longer qualifies for hedge accounting. Where the hedged item is a highly probable forecast transaction, the related gains and losses remain in equity until the transaction takes place, when they are reclassified to the income statement in the same manner as for cash flow hedges as described above. When a hedged future transaction is no longer expected to occur, any related gains and losses, previously recognised in other comprehensive income, are immediately reclassified to the income statement.

Derivative fair value changes recognised in the income statement are in net fair value gains on derivatives.

Segmental analysis

Senior management of the BAT Group Treasury function, including the BAT Group Head of Treasury, who is also a Director of the Company, are identified as the chief operating decision makers (“CODM”), and are responsible for managing within an overall policy framework the BAT Group’s exposure to funding and liquidity, interest rate, foreign exchange and counterparty risks. The Group is the central vehicle used by BAT Group Treasury for managing these risks. The Group does not report segment information internally as the Group is managed by senior management of the BAT Group Treasury function as a single segment entity in the context of the BAT Group as a whole.

The prices agreed between Group companies, and with BAT Group entities, for intra-BAT Group loans and borrowings and charges for such are based on normal commercial practices, which would apply between independent businesses.

Dividends

The Group recognises dividends in the period in which they are paid.

Future changes to accounting policies

A number of interpretations and revisions to existing standards have been issued which will be applicable to the Group’s financial statements in future years, but are not expected to have a material effect on reported profit or equity or on the disclosures in the financial statements.

2. Segmental analyses

As the Company, which is domiciled in the UK, is the central financing vehicle for the BAT Group, all income other than interest on cash and cash equivalents is earned from counterparties within the BAT Group. Interest on cash and cash equivalents of **£3 million** (2021: £nil) includes **£2 million** (2021: £nil) from money market funds.

Interest income from cash and cash equivalents attributable to the UK is **£3 million** (2021: £nil million) and **£nil** (2021: £nil) attributable to foreign countries.

IFRS 8 Operating Segments considers a group of entities under common control as a single customer. **£45 million** (2021: £23 million) of interest income is generated from the loans to parent undertaking and **£1,615 million** (2021: £649 million) from loans to fellow subsidiaries controlled directly or indirectly by the ultimate parent undertaking, British American Tobacco p.l.c..

3. Interest income

	Notes	2022 £m	2021 £m
Interest income			
From the parent undertaking	2	45	23
From fellow subsidiaries	2	1,615	649
Cash and cash equivalents	2	3	—
		1,663	672

4. Interest expense

		2022 £m	2021 £m
Interest expense			
Issued debt		424	431
Bilateral		25	14
Commercial paper		5	1
Bank borrowings		1	—
		455	446
To the parent undertaking		43	6
To fellow subsidiaries		939	192
		1,437	644

5. Net commitment fee income/(expense)

		2022 £m	2021 £m
Fee income			
Commitment fees on undrawn revolving credit facilities to fellow subsidiaries		26	10
Fee expense			
Fees charged on committed borrowings facilities		(16)	(18)
		10	(8)

100% of the above fees charged on the committed borrowing facility in 2022 are borne by the Group (2021: 100%).

6. Net fair value gains on derivatives and exchange differences

	2022 £m	2021 £m
Fair value changes on derivatives and hedged items comprise:		
Fair value hedging instruments - exchange related movements	38	(77)
Fair value hedging instruments - net interest income	(15)	16
Fair value hedging instruments - interest related movements	(138)	(29)
Fair value changes on hedged items	176	118
Cash flow hedging instruments - exchange related movements	38	(44)
Cash flow hedging instruments - net interest income	(6)	(7)
Instruments held-for-trading	581	(139)
Net fair value gains/(losses) on derivatives	674	(162)
Exchange difference	(671)	270
	3	108

The Group's borrowings are arranged on both a fixed rate and a floating rate basis and in different currencies. The Group uses a combination of currency and interest rate derivatives to achieve the desired debt profile on a post-hedged basis. The impact from these derivatives, together with the fair value adjustment and exchange differences on the debt are shown within "Net fair value gains on derivatives and exchange differences" whereas the interest expense on the debt is shown within Note 4 "Interest expense".

The "Net fair value gains on derivatives and exchange differences" represents the net impact of the debt and related derivatives, this includes:

- net interest expense on swaps for the year of **£24 million** (2021: net interest income £6 million) to offset the interest expense on issued debt reported within Note 4 "Interest expense". This comprises of net interest expense from swaps used as fair value hedge instruments of **£15 million** (2021: net interest income of £16 million) and net interest expense on swaps used as cash flow hedge instruments of and net interest expense held for trading of **£6 million** and **£3 million** respectively (2021: £7 million and £3 million respectively).
- a loss of **£4 million** (2021: £2 million gain) due to the ineffective portion of fair value hedges.
- A gain of **£17 million** (2021: £62 million gain) relating to the amortisation of the fair value gain on novated bonds from fellow subsidiary.
- A gain of **£24 million** (2021: £24 million gain) in respect of amortisation of cancelled hedges which are included in the carrying value of existing hedged items.
- Exchange differences include most foreign currency assets and liabilities that are maintained in US dollars and euro, which have been translated to sterling at the closing rates on 31 December 2022 of **US\$1.2029** and **€1.127102** (2021: US\$1.35445 and €1.191039).

7. Other operating income

Other operating charges include remuneration of **£342,072** payable to KPMG LLP for the audit of the Group and Company's annual financial statements (2021: £330,395). Costs relating to non-audit fees payable to KPMG LLP is **£nil** (2021: £nil).

A gain of **£16 million** (2021: gain of £8 million) relating to the movement in the expected credit loss provision on loans and receivables is included in other operating expenses.

The Group has no directly employed employees (2021: nil) and consequently utilises the services of a number of employees whose contracts of service are with fellow subsidiaries, and their remuneration is included in the financial statements of those subsidiaries. An annual management charge is levied from a fellow subsidiary in respect of the cost of employees in the British American Shared Service Centre (Romania) and such charges are accounted as other operating expenses.

8. Taxation on ordinary activities

8a) Summary of tax

	Notes	2022 £m	2021 £m
UK corporation tax			
Comprising:			
- current tax at 19% (2021:19%)		1	1
- double tax relief		(1)	(1)
Overseas tax comprising:		—	—
- tax on current income		1	1
Total taxation charge for the year		1	1
Deferred tax			
Comprising:			
- current year		(2)	—
- prior year adjustment		—	—
Total current and deferred tax expense	8b)	(1)	1

8b) Factors affecting the tax charge

An increase in the UK corporation rate from 19% to 25% (effective 1 April 2023) was substantively enacted on 24 May 2021. This will increase the Company's future current tax charge accordingly. The deferred tax asset/liability at 31 December 2022 has been calculated based on these rates, reflecting the expected timing of reversal of the related temporary differences (2021: 25%).

The taxation charge for the year differs from the charge that would be expected based on the statutory 19% (2021: 19%) rate of corporation taxation in the UK. The major causes of this difference are listed below:

	Notes	2022 £m	2021 £m
			Restated*
Profit before taxation		254	135
Tax using the UK corporation tax rate of 19% (2021: 19%)		48	26
Factors affecting the tax rate:		—	—
Expenses not deductible		—	—
Income not taxable		(3)	(2)
Adjustments due to change in accounting policy in respect of guarantees of debt		(23)	4
Overseas taxation		1	1
Double tax relief		(1)	(1)
Group relief claimed for no consideration		(23)	(27)
Total current tax (income)/expense	8a)	(1)	1

*See Note 26.

9. Cash and cash equivalents

	2022	2021
	£m	£m
Cash and bank balances	23	20

As part of its short-term cash management, the Company invests in a range of cash and cash equivalents, including money market funds which are regarded as highly liquid and are not exposed to significant changes in fair value. These are kept under continuous review as described in the credit risk section. As at 31 December 2022, the Group does not have any money market funds invested (2021: nil).

The currency in which cash and cash equivalents are held, are as follows:

	2022	2021
	£m	£m
UK Sterling	16	—
Other	7	20
	23	20

In the Group cash flow statement, net cash and cash equivalents are shown after deducting bank overdrafts (Note 14):

	Notes	2022	2021
		£m	£m
Cash and cash equivalents as above		23	20
Less: bank overdrafts	14	(20)	(2)
Net cash and cash equivalents		3	18

10. Amounts due on demand from fellow subsidiaries

Amounts due on demand from fellow subsidiaries comprise unsecured current accounts and cash pooling accounts referred to as In-House Cash (“IHC”) accounts between fellow subsidiaries and the BAT Group. These are denominated in the following currencies:

	2022	2021
	£m	£m
UK sterling	5,839	23
US dollar	12,882	7,878
Euro	4,373	2,366
Japanese yen	2,485	1,836
South African rand	1,739	1,127
Romanian Leu	1,624	1,064
Australian dollar	1,242	914
Swiss franc	602	380
Canadian Dollar	369	164
Czech Krona	341	193
Danish Krone	401	247
Norwegian Krone	436	298
Mexican Peso	371	203
Swedish Krona	231	130
New Zealand Dollar	361	301
Polish Zloty	193	144
Russian Rouble	—	302
Other	674	532
	34,163	18,102

The balance above is measured at amortised cost, with an immaterial impact of expected credit losses (as explained in accounting policies in Note 1).

There is no material difference between the book value and fair value for amounts due on demand from fellow subsidiaries.

11. Derivative financial instruments

The fair values of derivatives are determined based on market data (primarily yield curves and exchange rates) to calculate the present value of all estimated flows associated with each derivative at the Statement of Financial Position date. In the absence of sufficient market data, fair values would be based on the quoted market price of similar derivatives. The classification of these assets and liabilities under the IFRS 13 fair value hierarchy is given in Note 12.

	2022		2021	
	Assets £m	Liabilities £m	Assets £m	Liabilities £m
Fair value hedge				
Interest rate swaps	6	95	5	—
Cross-currency swaps	126	—	114	—
Cash flow hedge				
Interest rate swaps	5	—	—	—
Cross-currency swaps	127	—	107	—
Held for trading*				
Interest rate swaps	332	334	30	35
Cross-currency swaps	121	121	35	35
Forward currency foreign currency contract	596	452	238	366
	1,313	1,002	529	436

Derivative balances included above that are with related parties are disclosed in Note 21.

* Derivative financial instruments which are not designated as hedges are classified as held-for-trading as explained in Note 1.

The maturity dates of all derivative financial instruments as recognised in the Statement of Financial Position are as follows:

	2022		2021	
	Assets £m	Liabilities £m	Assets £m	Liabilities £m
Within one year	797	524	230	355
Between one and two years	16	10	184	76
Between two and three years	53	147	1	—
Between three and four years	—	—	4	2
Between four and five years	447	321	—	—
Beyond 5 years	—	—	110	3
	1,313	1,002	529	436

There were no derivative liabilities which included interest rate swaps where the contracting parties hold the right to exercise mutual break clauses.

The tables below set out the maturities of the Group's derivative financial instruments on an undiscounted contractual basis, based on spot rates.

11. Derivative financial instruments continued

The maturity dates of all gross-settled derivative financial instruments are as follows:

	2022			
	Assets		Liabilities	
	Inflow £m	Outflow £m	Inflow £m	Outflow £m
Within one year				
- Cross-currency swaps	1,498	(1,297)	689	(767)
Forward foreign exchange contracts	19,887	(19,296)	11,320	(11,769)
Between one and two years				
- Cross-currency swaps	26	(24)	10	(17)
- Forward foreign exchange contracts	428	(418)	418	(428)
Between two and three years				
- Cross-currency swaps	511	(475)	460	(502)
Between three and four years				
- Cross-currency swaps	9	(15)	—	—
Between four and five years				
- Cross-currency swaps	756	(579)	—	—
	23,115	(22,104)	12,897	(13,483)

11. Derivative financial instruments continued

	2021			
	Assets		Liabilities	
	Inflow £m	Outflow £m	Inflow £m	Outflow £m
Within one year				
- Cross-currency swaps	50	(39)	17	(36)
Forward foreign exchange contracts	9,797	(9,562)	17,182	(17,547)
Between one and two years				
- Cross-currency swaps	1,394	(1,258)	665	(689)
- Forward foreign exchange contracts	927	(915)	915	(927)
Between two and three years				
- Cross-currency swaps	24	(24)	10	(15)
Between three and four years				
- Cross-currency swaps	454	(475)	460	(445)
Between four and five years				
- Cross-currency swaps	9	(15)	—	—
Beyond five years				
- Cross-currency swaps	726	(579)	—	—
	13,381	(12,867)	19,249	(19,659)

The maturity dates of net-settled derivative financial instruments are as follows:

	2022		2021	
	Assets (outflow)/ inflow £m	Liabilities (outflow)/ inflow £m	Assets inflow/ (outflow) £m	Liabilities (outflow)/ inflow £m
	Within one year	114	(176)	(13)
Between one and two years	116	(131)	15	(19)
Between two and three years	69	(84)	35	(11)
Between three and four years	66	(66)	9	(11)
Between four and five years	7	(7)	12	(12)
Beyond five years	—	—	(17)	17
	372	(464)	41	(40)

The above maturity analysis comprises the Group's interest rate swaps and non-deliverable forwards.

12. Management of financial risks

One of the principal responsibilities of the Group is to manage the financial risks arising from the BAT Group's underlying operations. Specifically, BAT Group Treasury manages, within an overall policy framework set by the Board of British American Tobacco p.l.c. and the BAT Group's Corporate Finance Committee ("CFC"), the BAT Group's exposure to funding and liquidity, interest rate, foreign exchange and counterparty risks. The overall BAT Group Treasury position is monitored by the CFC, which meets regularly throughout the year and is chaired by the BAT Group Finance Director.

Given the nature of the Group's activities, the Group is managed in accordance with BAT Group Treasury policies and procedures. BAT Group policies include a set of financing principles that provide a framework within which the BAT Group's capital base is managed. The Group defines capital as equity (see Note 19) and net debt, which is defined as external borrowings, including derivatives in respect of debt, less cash and cash equivalents. The Group's net debt balances, which are managed as part of the BAT Group's net debt, are as follows:

	Notes	2022 £m	2021 £m
Bank overdrafts and borrowings	14	14,274	13,797
Derivatives in respect of debt:			
- Assets		(451)	(266)
- Liabilities		140	173
Cash and cash equivalents	9	(23)	(20)
		13,940	13,684

The Group manages its financial risks in line with the classification of its financial assets and liabilities in the Group's Statement of Financial Position and related notes.

The Group's management of specific risks is dealt with as follows:

Liquidity risk

It is the policy of the Group to maximise financial flexibility and minimise refinancing risk by issuing debt with a range of maturities, generally matching the projected cash flows of the BAT Group, and to obtain this financing from a wide range of providers. The BAT Group has a target average centrally managed debt maturity of at least five years with no more than twenty per cent of centrally managed debt maturing in a single rolling year. The debt held by the Group is part of the BAT Group's centrally managed debt and is therefore managed within the Group's target.

Available facilities in current year:

As at 31 December 2022, the Group has access to a £5.69 billion revolving credit facility. In February 2022 the Group exercised the second of the one-year extension options. Therefore, the £2.85 billion 364-day tranche was extended to March 2023 at the reduced amount of £2.7 billion and the five-year tranche was extended from March 2026 to March 2027 (with £3.0 billion of this tranche remaining available until March 2025 and £2.85 billion remaining available from March 2025 to March 2026).

During 2022, the Group extended short-term bilateral facilities totalling £3.0 billion. As at 31 December 2022, £875 million was drawn on a short-term basis with £2.1 billion undrawn and still available under such bilateral facilities. Cash flows relating to bilateral facilities that have maturity periods of three months or less are presented on a net basis in the Group's cash flow statement.

Issuance, drawdowns and repayments in the current year:

- In March 2022, the Group accessed the US Dollar market under its SEC Shelf Programme, raising a total of US\$ 1 billion.
- In May 2022, the Group repaid €600 million bond at maturity.
- In June 2022, the Group repaid a US\$419 million and £180 million bonds at maturity.

12. Management of financial risks continued

Liquidity risk continued

Available facilities in prior year:

At 31 December 2021, the Group had access to a £5.85 billion revolving credit facility. This facility was undrawn at 31 December 2021. In 2021, the Group exercised the first of the one-year extension options on both tranches of the revolving credit facility, with the second one-year extension subsequently exercised in February 2022. Effective March 2022, therefore, the £2.85 billion 364-day tranche was extended to March 2023 at the reduced amount of £2.7 billion and £2.5 billion of the five-year tranche was extended from March 2026 to March 2027 (with £3.0 billion of this tranche remaining available until March 2025 and £2.85 billion remaining available from March 2025 to March 2026).

During 2021, the Group extended short-term bilateral facilities totalling £2.5 billion until March or April 2022, some with extension options to extend for further periods. As at 31 December 2021, £500 million was drawn on a short-term basis. Of such short-term bilateral facilities, in December 2021, the Group amended and extended a total of £500 million until December 2022 and subsequent to year end, the Group amended and extended a further £500 million until January 2023 and effective April 2022, an additional £350 million was agreed to be extended until October 2022 and £500 million until April 2023. Cash flows relating to bilateral facilities that have maturity periods of three months or less are presented on a net basis in the Group's cash flow statement.

Issuance, drawdowns and repayments in the current year:

- In February 2021, the Group repaid a €650 million bond at maturity;
- In June 2021, the Group repaid £500 million of the £1,929 million term loan that has a maturity date in January 2022, the remaining £1,429 million was repaid in September 2021; and
- In July, September and November 2021, the Group repaid £500 million, CHF 400 million and €500 million of bonds at maturity respectively.

The Group ensures that there is flexibility in funding arrangements with fellow subsidiaries by providing short-term facilities or early repayment rights.

As the Group is the principal central financing vehicle for the BAT Group, it is used to mobilise cash for the BAT Group through participation in cash pooling and zero balancing bank account structures with fellow subsidiaries.

It is BAT Group policy that short-term sources of funds (including drawings under both the Group US\$4 billion US commercial paper (US CP) programme and the Group £3 billion euro commercial paper (ECP) programme are backed by undrawn committed lines of credit and cash. Commercial paper is issued by B.A.T. International Finance p.l.c., B.A.T. Capital Corporation and B.A.T. Netherlands Finance B.V. and guaranteed by British American Tobacco p.l.c.. At 31 December 2022, commercial paper of **£27 million** was outstanding (2021: £269 million). Cash flows relating to commercial paper that have maturity periods of three months or less are presented on a net basis in Group's cash flow statement.

As part of its short-term cash management, the Group invests in a range of cash and cash equivalents, including money market funds, which are regarded as highly liquid and are not exposed to significant changes in fair value. These are kept under continuous review as described in the credit risk section below. At 31 December 2022, cash and cash equivalents include **£nil** (2021: £nil) invested in money market funds.

Although term deposits repayable to fellow subsidiaries (as shown in Note 17) fall due within one year, they are typically renewed subject to the funding requirements of the counterparty. Loans to fellow subsidiaries, subsidiary companies and the parent undertaking are made on commercial terms. All contractual borrowing covenants have been met and none of them are expected to inhibit the Group's operations or funding plans.

Currency risk

The Group is subject to exposure on the translation of the net assets of foreign currency subsidiaries into its reporting currency, Sterling. Lending and borrowing activities with fellow subsidiaries are usually in the currency of the counterparty resulting in primary Statement of Financial Position translation exposures to the US Dollar, Euro, and Danish Krone.

12. Management of financial risks continued

Currency risk continued

These exposures are kept under continuous review and the Group's policy is to minimise all Statement of Financial Position translation exposure where it is practical and cost effective to do so through matching of currency assets with currency borrowings. At 31 December 2022, the currency profile of the Group's gross issued debt, after taking into account derivative contracts, was **43 per cent** (2021: 44 per cent) sterling, **32 per cent** (2021: 32 per cent) euro, **19 per cent** (2021: 19 per cent) US dollar, **3 per cent** (2021: 3 per cent) Danish krone and **3 per cent** (2021: 2 per cent) other currencies.

The Group faces currency exposures arising from the translation of profits earned in foreign currency subsidiaries; these exposures are not normally hedged.

IFRS 7 requires a sensitivity analysis that shows the impact on the income statement and on items recognised directly in equity of hypothetical changes of exchange rates in respect of non-functional currency financial assets and liabilities held by the Group. All other variables are held constant although, in practice, market rates rarely change in isolation. All financial assets and liabilities held in the functional currency of the Company and subsidiaries, as well as non-financial assets and liabilities and translation risk, are not included in the analysis. The Group considers a 10 per cent strengthening or weakening of the functional currency against the non-functional currency of its Company and subsidiaries as a reasonable possible change. The impact is calculated with reference to the financial asset or liability held as at the year-end, unless this is unrepresentative of the position during the year.

The Group hedges substantially all of its financial currency exposures not denominated in the functional currency either economically or through use of derivative contracts. This mitigates the sensitivity of fluctuations in the underlying exchange rates. As a result, a 10 per cent strengthening of functional currencies against non-functional currencies would result in no material change to pre-tax profit (2021: no material change to pre-tax profit). A 10 per cent weakening of functional currencies against non-functional currencies would result in no material change to pre-tax profit (2021: no material change to pre-tax profit).

A 10 per cent change in exchange rates would have no material impact on items recognised directly in other comprehensive income for the current and prior year.

Interest rate risk

The objectives of the Group's interest rate risk management policy are to lessen the impact of adverse interest rate movements on earnings, cash flow and economic value of the Group and to safeguard against any possible breach of its financial covenants. Additional objectives are to minimise the cost of hedging and the associated counterparty risk.

In order to manage its interest rate risk, the Group maintains both floating and fixed rate debt. The Group sets targets (within overall guidelines) for the desired ratio of floating to fixed rate debt on a net basis (at least 50 per cent fixed on a net basis in the short to the medium-term); market conditions and strategy are reviewed by the CFC on regular basis. The debt and associated derivatives held by the Group are part of the BAT Group's centrally managed debt and derivatives and are therefore managed within Group's targets. Underlying borrowings are arranged on both a fixed and a floating rate basis and, where appropriate, the Group uses derivatives, primarily interest rate swaps, to vary the fixed and floating mix. The interest rate profile of liquid assets is taken into account in determining the net interest rate exposure.

In accordance with the UK Financial Conduct Authority's announcement on 27 July 2017, and following the decision taken by global regulators in 2018 to replace Interbank Offered Rates with alternative nearly risk-free rates, such benchmark rates are expected to be largely discontinued after 2021. The IASB addressed the effects of interest rate benchmark reform on financial reporting, with two phases of Amendments to IFRS 9 Financial Instruments (and other Standards) which the Group adopted in 2019 and 2020 respectively as explained in the accounting policies (Note 1). The impact on the Group's profit or equity from the application of these amendments was not material.

As at 31 December 2022, the Group has no outstanding floating rate bond (31 December 2021: £nil). In addition, the Group has bilateral facilities totalling £2.5 billion of which £875 million was drawn down at 31 December 2022. The contractual language on the bilateral facilities were updated during 2021 such that all drawings are based on Sterling Overnight Index Average ("SONIA") with effect from the end of November 2021.

12. Management of financial risks continued

Interest rate risk continued

The Group's syndicated revolving credit facility (undrawn at 31 December 2022 and 2021) has historically had references to USD London Interbank Offered Rate ("LIBOR"), EURIBOR and GBP LIBOR. This facility includes market standard LIBOR replacement language, and with effect from June 2021 the agreement has adopted SOFR and SONIA as the alternative benchmark rates in respect of USD LIBOR and GBP LIBOR respectively.

Following announcements by the respective regulators, EURIBOR is expected to continue for the foreseeable future, and USD LIBOR rates potentially discontinued after only June 2023.

In January 2021, BAT Group confirmed adherence to the ISDA 2020 IBOR Fallbacks Protocol as published by the International Swaps and Derivatives Association, Inc. (ISDA) on 23 October 2020 (the Protocol), ensuring that appropriate fallback rates can apply to derivatives in the event of LIBOR discontinuation.

The Group is party to the ISDA fallback protocol and in January 2022, it automatically replaced GBP LIBOR with an economically equivalent interest rate derivatives referencing SONIA on their reset date. The four impacted derivatives (cross currency interest rate swaps) with nominal values totalling €800 million (£672 million) maturing in October 2023 are in fair value hedge relationships which were indexed to Sterling LIBOR interest rates. The Group has updated the respective hedge documentation accordingly since the uncertainty regarding the transition for these four derivatives has ceased. The hedge relationships on these derivatives continues with resulting ineffectiveness to be immaterial.

Intercompany loans in currencies where LIBOR rates are available will continue to apply these until they are no longer available. These intercompany loans Management considers the replacement rates in the revised intercompany agreement to be economically equivalent to those used previously and impact of the change in rates will not be significant to the Group.

As at 31 December 2022, the Group has no outstanding loans that mature after 1 January 2023 which bear interest at floating rates that are based on the LIBOR. The Group had one loan to the value of £195 million that was converted to an alternative rate during the year which is economically equivalent to the previously quoted LIBOR rates. As at 31 December 2022 there are no loans outstanding using GBP/EURO LIBOR.

IFRS 7 requires a sensitivity analysis that shows the impact on the income statement and on items recognised directly in other comprehensive income of hypothetical changes of interest rates in respect of interest-bearing financial assets and financial liabilities of the Group. All other variables are held constant although, in practice, market rates rarely change in isolation. For the purposes of this sensitivity analysis, financial assets and liabilities with fixed interest rates are not included. The Group considers a 100 basis point change in interest rates as a reasonably possible change except where rates are less than 100 basis points. In these instances, it is assumed that the interest rates increase by 100 basis points and decrease to zero for the purpose of performing the sensitivity analysis. The impact is calculated with reference to the financial asset or liability held as at the year-end, unless this is unrepresentative of the position during the year.

A 100 basis point increase in interest rates would result in pre-tax profit being **£230 million** higher (2021: £110 million higher). A 100 basis point decrease in interest rates, or less where applicable, would result in pre-tax profit being **£237 million** lower (2021: £358 million lower).

A 100 basis point change in interest rates would have no material impact on items recognised directly in other comprehensive income for the current and prior year.

Credit risk

The Group has no significant concentrations of counterparty credit risk in respect of its external financial assets. As the central financing vehicle for the BAT Group, concentrations of credit risk arise from financial assets due from fellow subsidiaries and the parent undertaking. All loans to fellow subsidiaries, subsidiary companies and the parent are priced on an arm's length basis.

To determine the appropriate risk premium, the Group consults, where appropriate, with independent financial institutions who assess the asset base and sovereign risk specific to the relevant counterparty. The Group recognises that the sovereign risk of a fellow subsidiary can be the determining factor of default.

12. Management of financial risks continued

Credit risk continued

Intra-BAT Group counterparties have appropriate capital structures to meet their obligations as they fall due. All loans to fellow subsidiaries and the parent undertaking are therefore between parties which have been individually reviewed and are considered to be in a position to continue to meet their obligations.

All external derivatives are subject to ISDA (International Swaps and Derivatives Association) documentation.

Cash deposits and other financial instruments give rise to credit risk on the amounts due from the related counterparties. Generally, the Group aims to transact with counterparties with strong investment grade credit ratings. Counterparty credit risk is managed on a global basis by limiting the aggregate amount and duration of exposure to any one counterparty, taking into account its credit rating. The credit ratings of all counterparties are reviewed regularly.

External counterparty credit risk is managed on a global basis by limiting the aggregate amount and duration of exposure to any one counterparty, taking into account its credit rating. The credit ratings of bank counterparties are reviewed regularly. The Group ensures that it has sufficient counterparty credit capacity of requisite quality to undertake all anticipated transactions.

The maximum exposure to credit risk of financial assets at the Statement of Financial Position date is reflected by the carrying values included in the Group Statement of Financial Position. In addition, the Group provides committed credit facilities to certain fellow subsidiaries. The undrawn portion of these committed facilities at 31 December 2022 is **£9,971 million** (2021: £7,246 million). Guarantees provided to third parties are shown in Note 20 on page [42](#).

Hedge accounting

In order to qualify for hedge accounting, the Group is required to document prospectively the economic relationship between the item being hedged and the hedging instrument. The Group is also required to demonstrate an assessment of the economic relationship between the hedged item and the hedging instrument, which shows that the hedge will be highly effective on an ongoing basis. This effectiveness testing is re-performed periodically to ensure that the hedge has remained and is expected to remain highly effective. The prospective effectiveness testing determines that an economic relationship between the hedged item and the hedging instrument exists.

In accordance with the Group Treasury Manual of BAT Group, the exact hedge ratios and profile of a hedge relationship will depend on several factors, including the desired degree of certainty and reduced volatility of net interest costs and market conditions, trends and expectations in the relevant markets. The sources of ineffectiveness include spot and forward differences, impact of time value and timing differences between periods in the hedged item and hedging instrument.

The Group's risk management strategy has been explained in further detail under interest rate risk and currency risk sections of this note.

Fair value estimation

The fair values of financial assets and liabilities with maturities of less than one year, other than derivatives, approximate their book values. For other financial instruments which are measured at fair value in the Statement of Financial Position, the basis for fair values is described below.

Fair value hierarchy

In accordance with the IFRS 13 classification hierarchy, all derivatives held by the Group at 31 December 2022 and 31 December 2021, fall within Level 2. Level 2 financial instruments are not traded in an active market but the fair values are based on quoted market prices, broker dealer quotations or alternative pricing sources with reasonable levels of price transparency. Level 2 financial instruments include Over The Counter ("OTC") derivatives.

12. Management of financial risks continued

Netting arrangement of derivative financial instruments

The gross fair value of derivative financial instruments as presented in the Group Statement of Financial Position, together with the Group's right of offset associated with recognised financial assets and recognised financial liabilities, subject to enforceable master netting arrangements and similar agreements, is summarised as follows:

			2022		2021	
	Amount presented in the Group Statement of Financial Position £m	Related to amounts not offset in the Group Statement of Financial Position £m	Net amount £m	Amount presented in the Group Statement of Financial Position £m	Related to amounts not offset in the Group Statement of Financial Position £m	Net amount £m
Financial assets						
-Derivative financial instruments (Note 11)	1,313	(455)	858	529	(208)	321
Financial liabilities						
-Derivative financial instruments (Note 11)	(1,002)	455	(547)	(436)	208	(228)

The Group is subject to master netting arrangements in force with financial counterparties with whom the Group trade derivatives.

The master netting arrangements determine the proceedings should either party default on their obligations. In case of any event of default: the non-defaulting party will calculate the sum of the replacement cost of outstanding transaction and amounts owed to it by the defaulting party. If that sum exceeds the amount owed to the defaulting party, the defaulting party will pay the balance to the non-defaulting party. If the sum is less than the amounts owed to the defaulting party, the non-defaulting party will pay the balance to the defaulting party.

Hedging instrument

The items designated as hedging instruments are as follows:

Interest rate Risk			2022		2021	
	Nominal amount of hedging instrument £m	Changes in fair value used for calculating hedge ineffectiveness for the year £m	Nominal amount of hedging instrument £m	Changes in fair value used for calculating hedge ineffectiveness for the year £m		
Fair value hedges						
- interest rate swaps	1,747	(416)	1,829	(34)		
- cross-currency swaps	710	13	672	(51)		
Cash flow hedges						
- interest rate swaps	1,247	—	—	—		
- cross currency swaps	710	(55)	672	(69)		

12. Management of financial risks continued**Hedging item**

The hedged items by risk category are presented below:

						2022
Hedging item	Carrying value of the hedged item £m	Accumulated amount of fair value hedge adjustments on hedged item included in the carrying amount of the hedged item £m	Line item in the statement of financial position where the hedged item is included	Changes in fair value used for calculating hedge ineffectiveness for 2022 £m	Cash flow hedge reserve £m	
Fair value hedges						
Interest rate risk						
- borrowings	5,943	(29)	Borrowings	399	—	
Cash flow hedges						
Interest rate risk						
- borrowings	705	—	Borrowings	(55)	(13)	

						2021
Hedging Item	Carrying value of the hedged item £m	Accumulated amount of fair value hedge adjustments on hedged item included in the carrying amount of the hedged item £m	Line item in the statement of financial position where the hedged item is included	Changes in fair value used for calculating hedge ineffectiveness for 2021 £m	Cash flow hedge reserve £m	
Fair value hedges						
Interest rate risk						
- borrowings	5,985	129	Borrowings	87	—	
Cash flow hedges						
Interest rate risk						
- borrowings	667	—	Borrowings	(69)	2	

13a) Loans due from parent undertaking

Loan due from the parent undertaking of **£23 million** fall due within one year (2021: £1,572 million within one year) and **£1,569 million** fall due beyond one year (2021: £nil million beyond year). This loan is unsecured and bear interest at floating rates based on BAT Group's intercompany lending agreements. This loan is in Sterling.

Loans due from the parent undertaking are measured at amortised cost and net of expected credit losses of **£2 million** (2021: £8 million) as explained in accounting policies in Note 1.

13a) Loans due from parent undertaking continued

Loans due from the parent undertaking include **£23 million** of interest receivable at 31 December 2022 (2021: £8 million).

There is no material difference between the book value and fair value for loans due from the parent undertaking as determined using discounted cash flow analysis.

13b) Loans due from fellow subsidiaries

Unsecured loans due from fellow subsidiaries are denominated in the following currencies:

	2022	2021
	£m	£m
UK sterling	38,208	31,135
Euro	4,295	4,052
US dollar	3,515	3,512
Danish krone	428	404
Swiss franc	182	175
Mexican peso	8	—
	46,636	39,278

Loans due from fellow subsidiaries are measured at amortised cost and net of expected credit losses of **£44 million** (2021: £54 million) as explained in accounting policies in Note 1.

There is no material difference between the book value and fair value for loans due from fellow subsidiaries.

The loans due from fellow subsidiaries are unsecured and the maturity dates as recognised in the Statement of Financial Position are as follows:

	2022	2021
	£m	£m
Within one year	45,952	31,688
Between one and two years	478	1,134
Between two and three years	206	2,893
Between three and four years	—	371
Between four and five years	—	—
Beyond 5 years	—	3,192
Total	46,636	39,278

The timing exposure to interest rate changes when loans reprice is as follows:

	Total	Within 1 year	Between 1 and 2 years	Between 2 and 3 years	Between 3 and 4 years	Between 4 and 5 years	Greater than 5 years
	£m	£m	£m	£m	£m	£m	£m
As at 31 December 2022	46,636	46,636	—	—	—	—	—
As at 31 December 2021	39,278	39,278	—	—	—	—	—

Loans due from fellow subsidiaries include **£649 million** of interest receivable (2021: £139 million).

14. Bank overdrafts and borrowings

				2022	2021
	Currency	Maturity dates	Interest rates	£m	£m
Issued debt					Restated*
Eurobonds	Euro	2023 to 2045	0.9% to 3.1%	6,495	6,714
	Swiss franc	2026	1.40%	225	202
	UK Sterling	2024 to 2055	2.3% to 7.3%	3,395	3,596
Other bonds issued pursuant to Rule 144A and RegS under the US Securities Act of 1933	US dollar	2025 to 2028	1.7% to 4.5%	3,237	2,514
Commercial paper				27	269
				13,379	13,295
Other borrowings				875	500
Bank overdrafts				20	2
				14,274	13,797

Included within issued debt of **£13,379 million** (2021: £13,295 million) above are **£5,943 million** (2021: £5,985 million) where the amortised cost has been adjusted as part of a fair value hedge. The carrying value of borrowings subject to fair value hedges has decreased by **£29 million** at 31 December 2022 (2021: increased by £129 million) included in the table above.

Included within issued debt of **£13,379 million** (2021: £13,295 million) above, **£83 million** (2021: £90 million) relate to guarantee fees.

Other borrowings primarily comprise of **£875 million** (2021: £500) relating to the utilisation of bilateral facilities.

Bank overdrafts are all repayable within one year, and are denominated in **Czech Krona, Polish Zloty, US Dollar, Euro, Hong Kong Dollar, Australian Dollar, Danish Krone and Norwegian Krone** (2021: US Dollar, Euro, Australian Dollar, Danish Krone, Hong Kong Dollar and Norwegian Krone).

Borrowings are repayable as follows:

	Per Statement of Financial Position		Contractual gross maturities	
	2022	2021	2022	2021
	£m	Restated* £m	£m	Restated* £m
Within one year	2,468	1,955	2,671	2,131
Between one and two years	1,235	1,316	1,624	1,645
Between two and three years	1,758	1,207	2,068	1,532
Between three and four years	2,125	1,684	2,319	1,901
Between four and five years	709	1,968	902	2,164
Beyond five years	5,979	5,667	7,434	7,311
Total	14,274	13,797	17,018	16,684

The contractual gross maturities in each year include the borrowings maturing in that year, together with forecast interest payments on all borrowings which are outstanding for all or part of the year.

Issued debt repayable within one year includes interest payable of **£184 million** (2021: £175 million).

14. Bank overdrafts and borrowings continued

Borrowings are denominated in the following currencies. The Group often uses derivatives to manage the profile of the debt.

	Total £m	Functional currency £m	USD £m	EUR £m	CHF £m	DKK £m
As at 31 December 2022						
Total borrowings	14,274	5,773	3,354	4,905	242	—
Effect of derivative financial instruments						
Cross-currency swaps	(282)	1,138	—	(1,420)	—	—
Forward foreign exchange contracts	6	(40)	(998)	590	454	—
	13,998	6,871	2,356	4,075	696	—
As at 31 December 2021 Restated*						
Total borrowings	13,797	5,651	2,787	5,157	202	—
Effect of derivative financial instruments						
Cross-currency swaps	(205)	1,138	—	(1,343)	—	—
Forward foreign exchange contracts	(28)	(24)	(464)	58	(2)	404
	13,564	6,765	2,323	3,872	200	404

Details of the derivative financial instruments included in these tables are given in Note 11.

The timing exposure to interest rate changes when borrowings are repriced is as follows:

	Total £m	Within 1 year £m	Between 1 and 2 years £m	Between 2 and 3 years £m	Between 3 and 4 years £m	Between 4 and 5 years £m	Beyond 5 years £m
At 31 December 2022							
Total borrowings	14,274	2,468	1,236	1,758	2,125	709	5,978
Effect of derivative financial instruments							
Interest rate swaps	—	500	747	(1,247)	—	—	—
Cross-currency swaps	(282)	(144)	—	—	—	(138)	—
	13,992	2,824	1,983	511	2,125	571	5,978
At 31 December 2021 Restated*							
Total issued debt	13,797	1,955	1,308	1,207	1,685	1,968	5,674
Effect of derivative financial instruments							
Interest rate swaps	—	1,607	—	(500)	(1,107)	—	—
Cross-currency swaps	(205)	566	(671)	—	—	—	(100)
	13,592	4,128	637	707	578	1,968	5,574

Details of the derivative financial instruments included in these tables are given in Note 11.

British American Tobacco p.l.c. has provided guarantees for all of the Group's public indebtedness. As at 31 December 2022, the nominal values of these guarantees were **£14,221 million** (2021: £13,607 million).

14. Bank overdrafts and borrowings continued

The fair value of total borrowings are **£12,550 million** (2021: £14,201 million) and has been determined using quoted market prices. **£11,609 million** (2021: £13,235 million) has been calculated using quoted market prices and are within Level 1 of the fair value hierarchy. **£941 million** (2021: £966 million) has been calculated based on discounted cash flow analysis and are within Level 3 of the fair value hierarchy.

*See Note 26.

15. Amounts repayable on demand to fellow subsidiaries

Amounts repayable on demand to fellow subsidiaries comprise fellow subsidiary current accounts and cash pooling accounts held with the Group. These are unsecured, and are denominated in the following currencies:

	2022	2021
	£m	£m
UK sterling	27,625	16,163
Euro	5,931	4,245
US dollar	17,690	11,592
Swiss franc	536	353
Norwegian krona	527	404
Australian dollar	1,514	1,089
South African Rand	1,740	1,135
Romanian leu	1,708	1,144
Danish Krone	485	225
Japanese Yen	2,563	1,836
Russian Rouble (new)	—	616
Mexican Peso (new)	512	202
Canadian Dollar	367	164
New Zealand Dollars	338	272
Czech Krona	251	135
Polish Zloty (New)	227	132
Other	964	610
	62,978	40,317

Amounts payable on demand to fellow subsidiaries include **£nil** of interest repayable at 31 December 2022 (2021: £12 million). There is no material difference between the book value and fair value for amounts repayable on demand to fellow subsidiaries as determined using discounted cash flow analysis.

16. Other payables

This comprises of amounts owed to the fellow subsidiaries in relation to their operational requirements. This balance is due within one year. There is no material difference between the amounts for other payables and their fair value due to their short-term nature.

17a) Term deposits repayable to the parent undertaking

The term deposits repayable to the parent undertaking include **£1,681 million** (2021: £1,684 million) which are unsecured and falls due beyond one year and **£9 million** (2021: £3 million) that falls due within one year. These are denominated in sterling. Term deposits repayable to the parent include **£9 million** of interest repayable at 31 December 2022 (2021: £3 million).

There is no material difference between the book value and fair value for amounts repayable on demand to parent undertaking.

17b) Term deposits repayable to fellow subsidiaries

Term deposits repayable to fellow subsidiaries are unsecured, and are denominated in the following currencies:

	2022	2021
	£m	£m
UK sterling	97	98
Mexican pesos	8	90
Japanese yen	—	80
Hong Kong Dollar	6	—
Other	4	11
	115	279

Term deposits repayable to fellow subsidiaries include **£nil** of interest payable at 31 December 2022. These term deposits are repriced within one year (2021: £nil).

In 2022 and 2021, term deposits repayable to fellow subsidiaries fall due within one year.

There is no material difference between the above amounts for term deposits repayable to fellow subsidiaries and their fair values as determined using discounted cash flow analysis.

18. Deferred Tax

	2022	Liabilities 2021 Restated
	£m	£m
Deferred tax adjustments in recognition of guarantees of debt due to changes of accounting policy	20	21
Net tax liabilities	20	21

	1 January 2022	Recognised in equity	Recognised in profit & loss	31 December 2022
	Restated £m	£m	£m	£m
Deferred tax adjustments in recognition of guarantees of debt due to changes of accounting policy	21	1	(2)	20
Total	21	1	(2)	20

19. Total equity

	Share capital	Non distributable reserves	Hedging reserve	Translation reserve	Retained earnings	Total equity
	£m	£m	£m	£m	£m	£m
Balance as at 1 January 2022 as previously reported	231	—	4	358	2,301	2,894
Change in accounting policy (Note 26)		263			(195)	68
Balance as at 1 January 2022 restated	231	263	4	358	2,106	2,962
Profit for the year restated (Note 26)	—	—	—	—	255	255
Differences on exchange	—	—	—	174	—	174
Cash flow hedges						
net fair value losses	—	—	25	—	—	25
reclassified and reported in profit for the year	—	—	(38)	—	—	(38)
Guarantee fees on issued bonds	—	3	—	—	—	3
31 December 2022	231	266	(9)	532	2,361	3,381

	Share capital	Non distributable reserves	Hedging reserve	Translation reserve	Retained earnings	Total equity
	£m	£m	£m	£m	£m	£m
Balance as at 1 January 2021 as previously reported	231	—	(5)	345	2,145	2,716
Change in accounting policy (Note 26)		263			(173)	90
Balance as at 1 January 2021 restated	231	263	(5)	345	1,972	2,806
Profit for the year	—	—	—	—	134	134
Differences on exchange	—	—	—	13	—	13
Cash flow hedges						
net fair value gains	—	—	(35)	—	—	(35)
reclassified and reported in profit for the year	—	—	44	—	—	44
31 December 2021 restated	231	263	4	358	2,106	2,962

Details relating to the allotted and issued share capital, and movements therein, are included in Note 12 to the Company financial statements.

The share capital is the amount subscribed at nominal value. Retained earnings are the cumulative net gains recorded in the Group income statement.

The translation reserve is as explained in the accounting policy on foreign currencies in Note 1.

19. Total equity continued

The hedging reserve is as explained in the accounting policies in Note 1. The Group hedges certain foreign currency denominated borrowings with cross-currency interest rate swaps. As permitted by IFRS 9 *Financial Instruments* the foreign currency basis spreads have been separated from the hedging instruments and are recognised in reserves as “cost of hedging” are reclassified to the income statement in the same period in which profit and loss is affected by the hedged expected cash flows, as a component of the associated interest expense.

The basis spreads are disclosed within hedging reserves as they are not material. Included within the balance of hedging reserves at 31 December 2022 is **£4 million** (2021: £3 million) in respect of the cost of hedging.

Non distributable reserves represents the differential between the fair value on the issuance of borrowings subject to a parental guarantee and the proceeds received from the issuance of such debt and is recognised as a capital contribution from the Company’s parent.

20. Contingent liabilities

The Group is one of the five entities in the BAT Group which have jointly guaranteed borrowings in B.A.T Capital Corporation. At 31 December 2022 the Group has guaranteed **£17,777 million** of this debt (2021: £18,710 million).

The guaranteed debts mature as follows:

	2022	2021
	£m	£m
Within one year	652	1,004
Between one and two years	2,804	641
Between two and three years	412	2,683
Between three and four years	769	451
Between four and five years	3,372	769
Beyond five years	9,768	13,162
Total	17,777	18,710

In addition to the above, the ultimate parent company has recognised a liability of **£1,193 million** (2021: £1,124 million) in respect of B.A.T Capital Corporation’s borrowings guaranteed. This can be referred to the ultimate parent company’s accounts which are publicly available.

21. Related party disclosures

The Group has a number of transactions and relationships with related parties, as defined in IAS 24 *Related Party Disclosures*, all of which are undertaken in the normal course of the Group’s business as a primary financing vehicle for the BAT Group.

Transactions and balances with fellow subsidiaries and the parent undertaking relate mainly to the provision of finance to companies within the BAT Group.

Details of these transactions in the Group Statement of Financial Position are set out in Notes 10, 13, 15, and 16. In addition, fair value of derivatives with fellow subsidiaries included within the balance disclosed in Note 11 is as follows:

21. Related party disclosures continued

	2022		2021	
	Assets £m	Liabilities £m	Assets £m	Liabilities £m
Derivative financial instruments				
Cross-currency swaps	320	—	35	—
Interest rate swaps	121	—	2	—
Forward foreign currency contracts	355	108	112	140
	796	108	149	140

Details of these transactions in the Group income statement are set out in Notes 3, 4 and 5. In addition, balances with fellow subsidiaries are included within the balance disclosed in Note 6 as follows:

	2022 Income £m	2021 Income £m
Derivative financial instruments		
Cross-currency swaps	109	101
Interest rate swaps	324	11
Forward foreign currency contracts	499	(211)
	932	(99)

The key management of the Company consists of the members of the Board of Directors and no such person had any material interest during the year in a contract of significance with the Group. The term key management in this context includes the respective members of their households.

22. Principal subsidiary undertakings

The Company holds the entire issued share capital of BATIF Dollar Limited (registered office is Globe House, 1 Water Street, London, WC2R 3LA) and B.A.T. Netherlands Finance B.V. (registered office is Handelsweg 53 A, 1181 ZA, Amstelveen, Netherlands).

B.A.T Finance B.V. (registered office is Handelsweg 53 A, 1181 ZA, Amstelveen, Netherlands), which was a fully owned subsidiary of the Group was liquidated on 10 November 2021.

23. Directors' remuneration

None of the Directors received any remuneration in respect of their services to the Group during the year (2021: £nil). The Group considers that there is no practicable method to allocate a portion of the emoluments the Directors receive from their respective Group company employer for any qualifying services in respect of the Group, as these are considered to be incidental and part of the Directors overall management responsibilities within the Group.

24. Parent undertaking

The Company's immediate and ultimate parent undertaking and ultimate controlling party is British American Tobacco p.l.c., being incorporated in the United Kingdom and registered in England and Wales and registered as an external company in the Republic of South Africa. Consolidated Group financial statements are prepared by British American Tobacco p.l.c. and are publicly available.

25. Copies of the report and accounts

Copies of the report and accounts of British American Tobacco p.l.c. may be obtained from the Company Secretary, Globe House, 4 Temple Place, London WC2R 2PG.

26. Change in Accounting Policy

With effect from the start of the 2022 year, the Directors have amended the Group's accounting policy for financial guarantees given by its parent in respect of borrowings issued by the Group.

The Group's debt liabilities are guaranteed by its parent, British American Tobacco plc, and the Group is not required to pay a fee for the benefit of this guarantee. While IFRS requires the parent company to account for the financial guarantees as liabilities on its Statement of Financial Position, IFRS is silent as to the treatment to be adopted in the financial statements of the subsidiary benefiting from such an arrangement, and an accounting policy choice exists on initial recognition of the debt and parental guarantee, with the reporting entity either:

- recognising the fair value of the debt instrument at the value of the proceeds received net of issuance costs; or
- recognising the fair value of the debt instrument by reference to a normal market rate of interest that it would pay on a similar but non-guaranteed borrowing and take the benefit of the interest differential to equity as a capital contribution from the parent. This interest differential is initially included in the carrying value of the guaranteed debt and subsequently amortised to the income statement.

The Group previously adopted the former method, but now believes that recognising the benefit of the interest differential would result in a better presentation in the financial statements which would be more in line with the economics of the underlying transactions.

The impact of the accounting policy change was to decrease the carrying value of borrowings and retained earnings and recognise a new non-distributable reserve representing the effective capital contribution received as a result of the parental guarantees in relation to the Group's guaranteed debt, as follows:

26. Change in Accounting Policy continued

Statement of Financial Position

01 January 2021	As previously reported	Adjustments	As restated
	£m	£m	£m
Borrowings	17,456	(111)	17,345
Deferred tax liability	—	21	21
Total liabilities	17,456	(90)	17,366
Non distributable reserves	—	263	263
Retained earnings	2,145	(173)	1,972
Total equity	2,145	90	2,235

31 December 2021	As previously reported	Adjustments	As restated
	£m	£m	£m
Borrowings	13,884	(89)	13,795
Deferred tax liability	—	21	21
Total liabilities	13,884	(68)	13,816
Non distributable reserves	—	263	263
Retained earnings	2,301	(195)	2,106
Total equity	2,301	68	2,369

Statement of Profit or Loss

31 December 2021			
Interest expense	(625)	(19)	(644)
Net fair value gains on derivatives and exchange differences	111	(3)	108
Taxation on profit	(1)	—	(1)
Total Profit for the year	(515)	(22)	(537)

The main impact on restating profit for the previous year was the recognition of £19 million additional interest costs and £3 million foreign exchange costs in relation to parental guarantee. The main impact on the current year's results of the accounting policy change was an additional interest cost of £14 million.

As a voluntary change in accounting policy, the Group is required to restate prior periods, and has calculated the cumulative effect from this accounting policy change as it would have affected debt issued in prior periods. However, in the view of the Directors, the change in accounting policy is not significant enough to require the presentation of an additional Statement of Financial Position to illustrate the impact on the opening position of the comparative period.

Parent Company Statement of Financial Position at 31 December 2022

Registered number 01060930

	Notes	2022 £m	2021 Restated* £m
Assets			
Investments in subsidiaries	2	718	718
Loans due from parent undertaking	3a	1,592	1,572
Loans due from subsidiary and fellow subsidiaries	3b	45,499	38,243
Amounts due on demand from fellow subsidiaries	4	33,716	17,774
Other receivables		6	6
Derivative financial instruments	5	1,313	529
Cash and cash equivalents	7	23	20
		82,867	58,862
Liabilities			
Borrowings	8	12,737	12,362
Bank overdrafts	8	20	2
Amounts repayable on demand to fellow subsidiaries	9	62,978	40,318
Term deposit repayable to the parent undertaking	10a	1,690	1,684
Term deposit repayable to fellow subsidiaries	10b	1,637	1,717
Derivative financial instruments	5	1,002	436
Other payables		273	11
Deferred Tax	11	20	21
		80,357	56,551
Equity			
Share capital	12	231	231
Share capital - non distributable reserves	12	258	255
Hedging reserve	12	(9)	4
Retained earnings	12	2,030	1,821
Total shareholders' funds		2,510	2,311
Total equity and liabilities		82,867	58,862


The accompanying notes are an integral part of the Company financial statements.

*See Note 18.

The financial statements on pages [46](#) to [61](#) were approved by the Board and signed on its behalf by

Neil Arthur Wadey, Director

8 February 2023

DocuSigned by:

A95BAC71C934423...

Parent Company Statement of Changes in Equity for the year ended 31 December

	Share capital	Non distributable reserves	Hedging reserve	Retained earnings	Total equity
	£m	£m	£m	£m	£m
Balance as at 1 January 2022 as previously reported	231	—	4	2,013	2,248
Change in accounting policy*	—	255	—	(192)	63
Balance as at 1 January 2022 restated	231	255	4	1,821	2,311
Total comprehensive income for the year	—	—	(13)	209	196
Guarantee fees on issued bonds	—	3	—	—	3
Balance at 31 December 2022	231	258	(9)	2,030	2,510

	Share capital	Non distributable reserves	Hedging reserve	Retained earnings	Total equity
	£m	£m	£m	£m	£m
Balance as at 1 January 2021 as previously reported	231	—	(5)	1,874	2,100
Change in accounting policy*	—	255	—	(172)	83
Balance as at 1 January 2021 restated	231	255	(5)	1,702	2,183
Total comprehensive (expense)/income for the year restated*	—	—	9	119	128
Balance at 31 December 2021	231	255	4	1,821	2,311

The accompanying notes are an integral part of the Company financial statements.

*See Note 18.

1. Accounting policies

Basis of preparation

The financial statements of the Company have been prepared in accordance with the Companies Act 2006 ('the Act') and in accordance with Financial Reporting Standard 101 Reduced Disclosure Framework ('FRS 101'). In preparing these financial statements, the Company applies the recognition, measurement and disclosure requirements of UK-adopted international accounting standards but makes amendments where necessary in order to comply with the Act. In order to aid comparability between the Group and Company, the format of the Company Statement of Financial Position has been presented within the limits of the Act, to match as closely as possible the 'liquidity format' in order to present a true and fair view of the state of affairs of the Company. As permitted by Section 408 of the Act, the profit and loss of the Company has not been presented in these financial statements.

In preparing these financial statements, the Company applies the recognition, measurement and disclosure requirements of UK-adopted international accounting standards, but makes amendments where necessary in order to comply with the Act, and where advantage of certain disclosure exemptions available under FRS 101 have been taken, including those relating to:

- a cash flow statement and related notes;
- comparative period reconciliations for investments in subsidiaries;
- disclosures in respect of transactions with wholly-owned subsidiaries;
- disclosures in respect of capital management; and
- the effects of new but not yet effective IFRSs.

The preparation of the financial statements requires the directors to make estimates and assumptions that affect the reported amounts of income, expenses, assets and liabilities, and the disclosure of contingent liabilities at the date of the financial statements. The key estimates and assumptions are set out in the accounting policies below, together with the related notes to the accounts.

The financial statements have been prepared on a going concern basis under the historical cost convention except as described in the accounting policy below on financial instruments. After reviewing the annual budget, plans and financing arrangements, the Directors consider that the Company has adequate resources to continue in operational existence for a period of at least 12 months from the date of signing the financial statements, and that it is therefore appropriate to continue to adopt the going concern basis in preparing the Company financial statements.

In 2022, the Group has amended its accounting policy in relation to financial guarantees given by its parent, as explained in Note 18.

The impact of the accounting policy change was to decrease the carrying value of borrowings and retained earnings and recognise a new non-distributable reserve representing the effective capital contribution received as a result of the parental guarantees in relation to the Group's debt.

As a voluntary change in accounting policy, the Group is required to restate prior periods. However, in the view of the Directors, the change in accounting policy is not significant enough to require the presentation of an additional Statement of Financial Position to illustrate the impact on the opening position of the comparative period.

Foreign currencies

The functional currency of the Company is sterling. Transactions arising in currencies other than sterling are translated at the rate of exchange ruling on the date of the transaction. Assets and liabilities expressed in currencies other than sterling are translated at rates of exchange ruling at the end of the financial year. All exchange differences are taken to the profit and loss account in the year.

Taxation

Taxation is that chargeable on the profits for the period, together with deferred taxation. Income tax charges, where applicable, are calculated on the basis of tax laws enacted or substantially enacted at the Statement of Financial Position date.

1. Accounting policies (continued)

Taxation continued

Deferred tax is determined using the tax rates that have been enacted or substantively enacted by the Statement of Financial Position date and are expected to apply when the related deferred tax asset is realised or deferred tax liability is settled. As required under IAS 12 Income Taxes, deferred tax assets and liabilities are not discounted.

As a UK-resident wholly-owned subsidiary within the British American Tobacco group of companies (the "BAT Group"), the Company is eligible to surrender tax losses to, or claim tax losses from, fellow members of the same UK group for the purposes of calculating corporation tax due in the UK ("Group Relief"). It is BAT Group policy that tax losses are surrendered unless the Company generating the losses has a particular need to carry the loss forward and it is also Group policy not to reimburse companies for Group Relief surrendered unless, on a stand-alone basis and assuming the Company were not in the BAT Group, these losses would be recognised as a deferred tax asset in the Company generating the loss.

Investments in Group companies

Investments in Group companies are stated at cost, together with subsequent capital contributions, less provision for any impairment in value, where appropriate.

Cash flow

The Company is a wholly-owned subsidiary of British American Tobacco p.l.c.. The cash flows of the Company are included in the Group cash flow statement and the consolidated cash flow statement of British American Tobacco p.l.c., which is publicly available. Consequently, the Company has taken advantage of the exemption from preparing a cash flow statement under the terms of FRS 101.

Financial instruments

The financial instrument disclosures of the Company are included in the Group financial statements, which are included in this Annual Report. Consequently, the Company is exempt under FRS 101 from publishing these financial instruments disclosures.

Where appropriate, financial guarantees are initially recorded at fair value, and subsequently carried at this fair value less accumulated amortisation.

Borrowings which are the subject of a parental guarantee are initially recognised at fair value with the differential between fair value and cash proceeds from the issuance recognised as a capital contribution from the Company's parent in reserves.

Related parties

The Company has taken advantage of the exemption under FRS 101 from disclosing transactions with related parties that are wholly-owned subsidiaries of BAT Group.

2. Investments in subsidiaries

The Company holds the entire issued share capital of BATIF Dollar Limited (registered office is Globe House, 1 Water Street, London, WC2R 3LA) and B.A.T. Netherlands Finance B.V. (registered office is Handelsweg 53 A, 1181 ZA, Amstelveen, Netherlands). The cost of these investments as at 31 December 2022 was **£718 million** (2021: £718 million).

B.A.T Finance B.V. (registered office is Handelsweg 53 A, 1181 ZA, Amstelveen, Netherlands), which was a fully owned subsidiary of the Group was liquidated on 10 November 2021.

The Directors are of the opinion that the individual investments in the subsidiary undertakings have a value of not less than the amount at which they are shown in the Statement of Financial Position.

3. Loans

3a. Loans due from parent undertaking

Loans due from parent undertaking of **£1,592 million** (2021: £1,572 million) comprise exactly the same balances and disclosures as loans due from parent undertaking detailed in Group Note 13a). Consequently, no additional information is presented here.

3a. Loans due from parent undertaking (continued)

The above balance is measured at amortised cost and is net of expected credit losses of **£2 million** (2021: £8 million) as explained in Group Note 1.

3b. Loans due from subsidiary and fellow subsidiaries

Unsecured loans due from subsidiary and fellow BAT Group subsidiaries are denominated in the following currencies:

	2022	2021
	£m	£m
UK sterling	38,253	31,130
Euro	4,295	4,052
US dollar	2,328	2,472
Danish krone	428	404
Hong Kong Dollar	—	1
Swiss franc	182	175
Romanian Leu	—	9
Mexican peso	7	—
Polish zloty	6	—
	45,499	38,243

The above balance is measured at amortised cost and net of expected credit losses of **£49 million** (2021: £64 million) as explained in Group Note 1.

There is no material difference between the book value and fair value for loans due from subsidiary and fellow subsidiaries.

The maturity dates of loans due from subsidiary and fellow BAT Group subsidiaries as recognised in the Statement of Financial Position are as follows:

	2022	2021
	£m	£m
Within one year	45,110	33,560
Between one and two years	389	1,055
Between two and three years	—	2,893
Between three and four years	—	367
Between four and five years	—	—
Beyond 5 years	—	368
Total	45,499	38,243

Loans due from subsidiary and fellow BAT Group subsidiaries repayable within one year are expected to be renewed upon maturity and, accordingly, are classified as loans due from fellow subsidiaries in the Company Statement of Financial Position.

The timing exposure to interest rate changes when loans reprice is as follows:

3b. Loans due from subsidiary and fellow subsidiaries continued

	Total £m	Within 1 year £m	Between 1 and 2 years £m	Between 2 and 3 years £m	Between 3 and 4 years £m	Between 4 and 5 years £m
As at 31 December 2022	45,499	45,499	—	—	—	—
As at 31 December 2021	38,243	38,243	—	—	—	—

Interest rate risk of loans to subsidiary and fellow BAT Group subsidiaries is not hedged. Loans to subsidiary and fellow BAT Group subsidiaries include **£137 million** of interest receivable at 31 December 2022 (2021: £137 million).

4. Amounts due on demand from fellow subsidiaries

Amounts due on demand from fellow subsidiaries comprise unsecured current accounts and cash pooling accounts referred to as In-House Cash (“IHC”) accounts between fellow subsidiaries and BAT Group. These are denominated in the following currencies:

	2022 £m	2021 £m
UK sterling	5,838	23
US dollar	12,436	7,552
Swiss franc	602	380
Canadian Dollar	369	—
Euro	4,373	2,366
Polish Zloty	193	85
New Zealand Dollar	361	301
Japanese yen	2,485	1,836
South African rand	1,739	1,127
Romanian Leu	1,624	1,064
Australian dollar	1,242	914
Czech Krona	341	193
Danish Krone	401	247
Mexican Peso	371	203
Norwegian Krone	436	298
Russian Rouble	—	302
Other	905	883
	33,716	17,774

The balance above is measured at amortised cost, with an immaterial impact of expected credit losses (as explained in accounting policies in Note 1).

There is no material difference between the book value and fair value for amounts due on demand from fellow subsidiaries.

5. Derivative financial instruments

Derivative financial instruments comprise the same balances as derivative financial instruments detailed in Group Note 11.

6. Management of financial risks

Additional disclosure that is required under FRS101 in respect of interest rate risk and credit risk is per below.

Interest rate risk

IFRS 7 requires a sensitivity analyses that shows the impact on the income statement and on items recognised directly in equity of hypothetical changes of interest rates in respect of interest-bearing financial instruments recognised in the Statement of Financial Position at 31 December 2022. All other variables are held constant although, in practice, market rates rarely change in isolation. For the purposes of the sensitivity analyses, financial assets and liabilities with fixed interest rates are not included. Interest sensitivity in respect of foreign exchange forward contracts is not included in the analysis for 2022 as it is considered as fixed rate interest. The Company considers a 100 basis point change in interest rates as a reasonably possible change, except where rates are less than 100 basis points. In these instances it is assumed that the interest rates increase by 100 basis points and decrease to zero for the purpose of performing the sensitivity analysis. The impact is calculated with reference to the financial asset or liability held as at the year-end, unless this is unrepresentative of the position during the year.

Interest rate risk

A 100 basis point increase in interest rates would result in pre-tax profit being **£215 million** higher (2021: £138 million higher). A 100 basis point decrease in interest rates, or less where applicable, would result in pre-tax profit being **£231 million** lower (2021: £348 million lower).

A 100 basis point change in interest rates would have no material impact on items recognised directly in other comprehensive income for the current and prior year.

The assessment of Interest Rate Benchmark Reform has been explained in Group Note 12.

Credit risk

The maximum exposure to credit risk of financial assets at the Statement of Financial Position date is reflected by the carrying values included in the Company Statement of Financial Position. In addition, the Company provides committed credit facilities to certain fellow subsidiaries. The undrawn portion of these committed facilities at 31 December 2022 is **£9,950 million** (2021: £7,208 million).

The impact of the IFRS 9 "Expected Credit loss" model is explained in Group Note 1.

7. Cash and cash equivalents

Short-term deposits and cash of **£23 million** (2021: £20 million) comprise the same balances and disclosures as cash and cash equivalents detailed in Group Note 9. Consequently, no additional information is presented here.

8. Bank overdrafts and issued debt

				2022	2021 Restated*
	Currency	Maturity dates	Interest rates	£m	£m
Issued debt					
Eurobonds	Euro	2022-2045	0.9% to 3.1%	4,979	5,281
	Swiss franc	2026	1.40%	225	202
	UK Sterling	2022-2055	2.3% to 7.3%	3,395	3,596
Other bonds issued pursuant to Rule 144A and RegS under the US Securities Act of 1933	US dollar	2022-2026	1.7% to 4.5%	3,236	2,514
Commercial paper				27	269
				11,862	11,862
Other borrowings				875	500
Bank overdrafts				20	2
				12,757	12,364

Included within issued debt of **£11,862 million** (2021: £11,862 million) above are **£5,943 million** (2021: £5,985 million) where the amortised cost has been adjusted as part of a fair value hedge. The carrying value of borrowings subject to fair value hedges has decreased by **£29 million** at 31 December 2022 (2021: increased by £129 million) included in the table above. Included within issued debt of **£11,862 million** (2021: £11,862 million) above £79 million relate to guarantee fees.

The fair value of total borrowings are **£11,122 million** (2021: £12,653 million) and has been determined using quoted market prices. **£10,181 million** (2021: £11,687 million) has been calculated using quoted market prices and are within Level 1 of the fair value hierarchy **£941 million** (2021: £966 million) has been calculated based on discounted cash flow analysis and are within Level 3 of the fair value hierarchy.

Borrowings are repayable as follows:

	Per Statement of Financial Position		Contractual gross maturities	
	2022	2021	2022	2021
	£m	Restated* £m	£m	Restated* £m
Within one year	2,447	1,935	2,629	2,092
Between one and two years	485	1,317	830	1,607
Between two and three years	1,758	497	2,044	779
Between three and four years	2,125	1,685	2,295	1,879
Between four and five years	709	1,969	878	2,141
Beyond five years	5,233	4,961	6,659	6,556
Total	12,757	12,364	15,335	15,054

The contractual gross maturities in each year include the borrowings maturing in that year, together with forecast interest payments on all borrowings which are outstanding for all or part of the year.

Issued debt repayable within one year includes interest payable of **£184 million** (2021: £155 million).

*See Note 18.

9. Amounts repayable on demand to fellow subsidiaries

Amounts payable on demand to fellow BAT Group subsidiaries comprise fellow subsidiary current accounts and cash pooling accounts held with the Company. These are unsecured, and are denominated in the following currencies:

	2022 £m	2021 £m
UK sterling	27,624	16,163
US dollar	17,690	11,592
Euro	5,931	4,245
Japanese Yen	2,563	1,836
Australian dollar	1,514	1,089
South African Rand	1,740	1,135
Romanian leu	1,708	1,144
Danish Krone	485	225
Swiss franc	536	353
Norwegian krona	527	404
Mexican Peso (new)	512	202
Canadian Dollar	367	164
Swedish Krona	278	180
Polish Zloty (New)	227	132
New Zealand Dollars	338	272
Russian Rouble (new)	—	616
Other	938	566
	62,978	40,318

Amounts payable on demand to fellow subsidiaries include **£nil** of interest repayable at 31 December 2022 (2021: £nil). There is no material difference between the book value and fair value for amounts payable on demand to fellow subsidiaries.

As at 31 December 2022, there were no outstanding amounts payable on demand to the parent undertaking (2021: £nil).

10. Term deposit repayable

10a. Term deposits repayable to the parent undertaking

The term deposits repayable to the parent undertaking include **£1,681 million** (2021: £1,681) that are unsecured and falls due beyond one year and **£9 million** (2021: £3 million) that falls due within one year. These are denominated in sterling. Term deposits repayable to the parent include **£9 million** of interest repayable at 31 December 2022 (2021: £3 million).

There is no material difference between the book value and fair value for amounts repayable on demand to parent undertaking.

10b. Term deposits repayable to fellow subsidiaries

Term deposits repayable to fellow subsidiaries are unsecured, and are denominated in the following currencies:

	2022	2021
	£m	£m
UK sterling	97	98
EURO	1,523	1,438
Mexican pesos	8	90
Hong Kong dollar	6	6
Singapore dollar	3	3
Japanese yen	—	80
other	—	2
	1,637	1,717

Term deposits repayable to fellow subsidiaries include **£23 million** of interest payable at 31 December 2022 (2021: £21 million within one year). Deposits that are maturing within one year are unsecured and are repriced within one year as they bear interest at floating rates. Deposits that are maturing beyond one year bear interest at fixed rate.

Term deposit are repayable as follows:

	Per Statement of Financial Position	
	2022	2021
	£m	£m
Between two and three years	138	300
Between three and four years	750	—
Between four and five years	—	710
Beyond five years	—	—
Total	—	—
	749	707
	1,637	1,717

The fair value of total borrowings are **£1,564 million** (2021: £1,848 million) and has been determined using quoted market prices. **£1,427 million** (2021: £1,548 million) has been calculated using quoted market prices and are within Level 1 of the fair value hierarchy. **£137 million** (2021: £300 million) has been calculated based on discounted cash flow analysis and are within Level 3 of the fair value hierarchy.

11. Deferred Tax

	2022	Liabilities 2021
	£m	Restated £m
Deferred tax adjustments in recognition of guarantees of debt due to changes of accounting policy		21
	20	
Net tax liabilities	20	21

	1 January 2022 Restated £m	Recognised in equity £m	Recognised in profit & £m	31 December 2022 £m
Deferred tax adjustments in recognition of guarantees of debt due to changes of accounting policy	21	1	(2)	20
Total	21	1	(2)	20

12. Total shareholders' funds

	Share capital	Non distributable reserves	Hedging reserve	Retained earnings	Total Shareholders' funds
	£m	£m	£m	£m	£m
Balance as at 1 January 2022 as previously reported	231	—	4	2,013	2,248
Change in accounting policy (Note 18)	—	255	—	(192)	63
Balance as at 1 January 2022 restated	231	255	4	1,821	2,311
Total comprehensive income for the year	—	—	(13)	209	196
Guarantee fees on issued bonds	—	3	—	—	3
Balance at 31 December 2022	231	258	(9)	2,030	2,510

	Share capital	Non distributable reserves	Hedging reserve	Retained earnings	Total Shareholders' funds
	£m	£m	£m	£m	£m
Balance as at 1 January 2021 as previously reported	231	—	(5)	1,874	2,100
Change in accounting policy (Note 18)	—	255	—	(172)	83
Balance as at 1 January 2021 restated	231	255	(5)	1,702	2,183
Total comprehensive income for the year restated (Note 18)	—	—	9	119	128
Balance at 31 December 2021	231	255	4	1,821	2,311

As permitted by Section 408(3) of the Companies Act 2006, the profit and loss account of the Company has not been presented in these Company financial statements. The profit for the financial year ended 31 December 2022 was **£208 million** (2021 restated: £120 million). No tax is payable on the profit or loss in either period due to BAT Group tax relief.

Share capital consists of **£231 million** (2021: £231 million) ordinary shares of £1 each, allotted, issued and fully paid.

The hedging reserve is as explained in the accounting policies in Note 1. The Group hedges certain foreign currency denominated borrowings with cross-currency interest rate swaps. As permitted by IFRS 9 Financial Instruments the foreign currency basis spreads have been separated from the hedging instruments and are recognised in reserves as "cost of hedging" are reclassified to the income statement in the same period in which profit and loss is affected by the hedged expected cash flows, as a component of the associated interest expense.

The basis spreads are disclosed within hedging reserves as they are not material. Included within the balance of hedging reserves at 31 December 2022 is **£4 million** (2021: £4 million) in respect of the cost of hedging.

Non distributable reserves represents the differential between the fair value on the issuance of borrowings subject to a parental guarantee and the proceeds received from the issuance of such debt and is recognised as a capital contribution from the Company's parent.

Audit fees of **£296,179** were payable to KPMG LLP for the audit of the Company's annual financial statements (2021: £270,244).

13. Directors' remuneration

None of the Directors received any remuneration in respect of their services to the Company during the year (2021: £nil). The Company considers that there is no practicable method to allocate a portion of the emoluments the Directors receive from their respective BAT Group company employer for any qualifying services in respect of the Company, as these are considered to be incidental and part of the Directors overall management responsibilities within the BAT Group.

14. Contingent liabilities

The Group is one of the five entities in the BAT Group which have jointly guaranteed borrowings in B.A.T Capital Corporation and B.A.T. Netherlands Finance B.V.. At 31 December 2022 the Group has guaranteed **£19,204 million** of this debt (2021: £20,258 million).

The guaranteed debts mature as follows:

	2022	2021
	£m	£m
Within one year	652	1,004
Between one and two years	3,539	641
Between two and three years	412	3,436
Between three and four years	769	451
Between four and five years	3,372	769
Beyond five years	10,461	13,957
Total	19,205	20,258

In addition to the above, the ultimate parent company has recognised a provision of **£1,193 million** (2021: £1,124 million) in respect of B.A.T Capital Corporation's borrowings guaranteed. This can be referred to the ultimate parent company's accounts which are publicly available.

15. Related parties

As explained in the accounting policies in Note 1, the Company has taken advantage of the exemption under FRS 101 from disclosing transactions with related parties that are wholly-owned subsidiaries of the BAT Group. Balances and transactions with related parties that are not wholly-owned by the BAT Group are **£ nil** (2021: £ nil).

16. Parent undertaking

The Company's immediate and ultimate parent undertaking and ultimate controlling party is British American Tobacco p.l.c., being incorporated in the United Kingdom and registered in England and Wales and registered as an external company in the Republic of South Africa. Consolidated Group financial statements are prepared by British American Tobacco p.l.c. and are publicly available.

17. Copies of the report and accounts

Copies of the report and accounts of British American Tobacco p.l.c. may be obtained from the Company Secretary, Globe House, 4 Temple Place, London WC2R 2PG.

18. Change in Accounting Policy

With effect from the start of the 2022 year, the Directors have amended the Group's accounting policy for financial guarantees given by its parent in respect of borrowings issued by the Group.

The Group's debt liabilities are guaranteed by its parent, British American Tobacco plc, and the Group is not required to pay a fee for the benefit of this guarantee.

While IFRS requires the parent company to account for the financial guarantees as liabilities on its Statement of Financial Position, IFRS is silent as to the treatment to be adopted in the financial statements of the subsidiary benefiting from such an arrangement, and an accounting policy choice exists on initial recognition of the debt and parental guarantee, with the reporting entity either:

- recognising the fair value of the debt instrument at the value of the proceeds received net of issuance costs; or
- recognising the fair value of the debt instrument by reference to a normal market rate of interest that it would pay on a similar but non-guaranteed borrowing and take the benefit of the interest differential to equity as a capital contribution from the parent. This interest differential is initially included in the carrying value of the guaranteed debt and subsequently amortised to the income statement.

The Group previously adopted the former method, but now believes that recognising the benefit of the interest differential would result in a better presentation in the financial statements which would be more in line with the economics of the underlying transactions.

The impact of the accounting policy change was to decrease the carrying value of borrowings and retained earnings and recognise a new non-distributable reserve representing the effective capital contribution received as a result of the parental guarantees in relation to the Group's guaranteed debt, as follows:

18. Change in Accounting Policy continued

Statement of Financial position

01 January 2021

	As previously reported	Adjustments	As restated
	£m	£m	£m
Borrowings	15,926	(104)	15,822
Deferred tax liability	—	21	21
Total liabilities	15,926	(83)	15,843
Share capital - non distributable reserves	—	255	255
Retained earnings	1,874	(172)	1,702
Total equity	1,874	83	1,957

31 December 2021

	As previously reported	Adjustments	As restated
	£m	£m	£m
Borrowings	12,446	(84)	12,362
Deferred tax liability	—	21	21
Total liabilities	12,446	(63)	12,383
Share capital - non distributable reserves	—	255	255
Retained earnings	2,013	(192)	1,821
Total equity	2,013	63	2,076

Statement of Profit or Loss

31 December 2021

	As previously reported	Adjustments	As restated
	£m	£m	£m
Interest expense	(626)	(19)	(645)
Net fair value gains on derivatives and exchange differences	111	(3)	108
Taxation on profit	—	—	—
Total Profit for the year	(515)	(22)	(537)

The main impact on restating profit for the previous year was the recognition of £20 million additional interest costs and £3 million foreign exchange costs in relation to parental guarantee. The main impact on the current year's results of the accounting policy change was an additional interest cost of £13 million.

As a voluntary change in accounting policy, the Group is required to restate prior periods, and has calculated the cumulative effect from this accounting policy change as it would have affected debt issued in prior periods. However, in the view of the Directors, the change in accounting policy is not significant enough to require the presentation of an additional Statement of Financial Position to illustrate the impact on the opening position of the comparative period.